

Palm Beach County, Florida Department of Airports

Financial Report
September 30, 2024

Contents

Independent auditor's report	1-3
Management's discussion and analysis (unaudited)	4-16
Financial statements	
Statements of net position	17-18
Statements of revenues, expenses and changes in net position	19
Statements of cash flows	20-21
Notes to financial statements	22-50
Required supplementary information (unaudited)	
Schedule of the proportionate share and contributions of the Department's allocation of the net pension liability—FRS	51
Schedule of the Department's contributions—FRS	51
Schedule of the Department's proportionate share of the net pension liability—HIS	51
Schedule of the Department's contributions—HIS	51
Schedules of the changes in the Department's allocation of the total OPEB liability and related ratios	52
Compliance reports	
Independent auditor's report on bond resolution compliance	53
Report on internal control over financial reporting and on compliance and other matters based on an audit of the financial statements performed in accordance with <i>Government Auditing Standards</i>	54-55

Independent Auditor's Report

Honorable Board of County Commissioners
Palm Beach County, Florida

Report on the Audit of the Financial Statements***Opinion***

We have audited the financial statements of the Palm Beach County, Florida Department of Airports (the Department), an enterprise fund of Palm Beach County, Florida (the County), as of and for the years ended September 30, 2024 and 2023, and the related notes to the financial statements, as listed in the table of contents.

In our opinion, the accompanying financial statements referred to above present fairly, in all material respects, the financial position of the Department, as of September 30, 2024 and 2023, and the changes in its financial position and its cash flows for the years then ended in accordance with accounting principles generally accepted in the United States of America.

Basis for Opinion

We conducted our audit in accordance with auditing standards generally accepted in the United States of America (GAAS) and the standards applicable to financial audits contained in *Government Auditing Standards*, issued by the Comptroller General of the United States (*Government Auditing Standards*). Our responsibilities under those standards are further described in the Auditor's Responsibilities for the Audit of the Financial Statements section of our report. We are required to be independent of the County, and to meet our other ethical responsibilities, in accordance with the relevant ethical requirements relating to our audit. We believe that the audit evidence we have obtained is sufficient and appropriate to provide a basis for our audit opinion.

Emphasis of Matters

As discussed in Note 1, the financial statements present only the Department and do not purport to, and do not, present fairly the financial position of Palm Beach County, Florida, as of September 30, 2024 and 2023, the changes in its financial position, or, where applicable, its cash flows for the years then ended in accordance with accounting principles generally accepted in the United States of America. Our opinion is not modified with respect to this matter.

Responsibilities of Management for the Financial Statements

Management is responsible for the preparation and fair presentation of the financial statements in accordance with accounting principles generally accepted in the United States of America, and for the design, implementation and maintenance of internal control relevant to the preparation and fair presentation of financial statements that are free from material misstatement, whether due to fraud or error.

Auditor's Responsibilities for the Audit of the Financial Statements

Our objectives are to obtain reasonable assurance about whether the financial statements as a whole are free from material misstatement, whether due to fraud or error, and to issue an auditor's report that includes our opinion. Reasonable assurance is a high level of assurance but is not absolute assurance and therefore is not a guarantee that an audit conducted in accordance with GAAS and *Government Auditing Standards* will always detect a material misstatement when it exists. The risk of not detecting a material misstatement resulting from fraud is higher than for one resulting from error, as fraud may involve collusion, forgery, intentional omissions, misrepresentations or the override of internal control. Misstatements are considered material if there is a substantial likelihood that, individually or in the aggregate, they would influence the judgment made by a reasonable user based on the financial statements.

In performing an audit in accordance with GAAS and *Government Auditing Standards*, we:

- Exercise professional judgment and maintain professional skepticism throughout the audit.
- Identify and assess the risks of material misstatement of the financial statements, whether due to fraud or error, and design and perform audit procedures responsive to those risks. Such procedures include examining, on a test basis, evidence regarding the amounts and disclosures in the financial statements.
- Obtain an understanding of internal control relevant to the audit in order to design audit procedures that are appropriate in the circumstances, but not for the purpose of expressing an opinion on the effectiveness of the Department's internal control. Accordingly, no such opinion is expressed.
- Evaluate the appropriateness of accounting policies used and the reasonableness of significant accounting estimates made by management, as well as evaluate the overall presentation of the financial statements.

We are required to communicate with those charged with governance regarding, among other matters, the planned scope and timing of the audit, significant audit findings and certain internal control-related matters that we identified during the audit.

Required Supplementary Information

Accounting principles generally accepted in the United States of America require that the management's discussion and analysis, the schedule of the Department's proportionate share of the net pension liability for the Florida Retirement System Pension Plan (FRS) and Health Insurance Subsidy Pension Plan (HIS), schedules of contributions for the FRS and HIS plans, and schedule of changes in total OPEB liability and related ratios, as listed in the table of contents, be presented to supplement the basic financial statements. Such information is the responsibility of management and, although not a part of the basic financial statements, is required by the Governmental Accounting Standards Board who considers it to be an essential part of financial reporting for placing the basic financial statements in an appropriate operational, economic or historical context. We have applied certain limited procedures to the required supplementary information in accordance with GAAS, which consisted of inquiries of management about the methods of preparing the information and comparing the information for consistency with management's responses to our inquiries, the basic financial statements and other knowledge we obtained during our audit of the basic financial statements. We do not express an opinion or provide any assurance on the information because the limited procedures do not provide us with sufficient evidence to express an opinion or provide any assurance.

Other Reporting Required by *Government Auditing Standards*

In accordance with *Government Auditing Standards*, we have also issued our report dated May 20, 2025, on our consideration of the Department's internal control over financial reporting and on our tests of its compliance with certain provisions of laws, regulations, contracts and grant agreements and other matters. The purpose of that report is solely to describe the scope of our testing of internal control over financial reporting and compliance and the results of that testing, and not to provide an opinion on the effectiveness of the Department's internal control over financial reporting or on compliance. That report is an integral part of an audit performed in accordance with *Government Auditing Standards* in considering Department's internal control over financial reporting and compliance.

RSM US LLP

West Palm Beach, Florida
May 20, 2025

Palm Beach County, Florida Department of Airports

Management's Discussion and Analysis (Unaudited)

The following Management's Discussion and Analysis (MD&A) of the Palm Beach County Department of Airports' (the Department) activities and financial performance provides the reader with an introduction to the financial statements of the Department for the fiscal years ended September 30, 2024 and 2023. The information contained in this MD&A should be considered in conjunction with the information contained in the financial statements including the notes thereto which are essential to a full understanding of the financial statement data. In addition to the financial statements and accompanying notes, this section presents certain supplementary information regarding debt service requirements and a schedule of Department payments to other governmental units for goods and services.

Airport Activities and Highlights

Fiscal year 2024 results showed a 10.1% increase in enplanement (departing passengers). Enplanement for the fiscal year totaled 4,148,609.

Fiscal year 2023 results showed a 15.5% increase in enplanement (departing passengers). Enplanement for the fiscal year totaled 3,768,705.

The following table shows a summary of various activities:

	2024	2023	2022	2021	2020
Enplanements	4,148,609	3,768,705	3,262,870	2,137,960	2,105,505
% Change	10.1%	15.5%	55.0%	1.5%	(37.2)%
Air Carrier Operations	63,452	56,916	51,620	41,312	40,580
% Change	11.5%	10.3%	27.2%	1.8%	(24.7)%
Landed Weight	4,805,406	4,278,075	3,835,445	3,032,890	3,022,573
% Change	12.3%	11.5%	26.9%	0.3%	(22.8)%
Cargo Tons	28,647	30,328	30,559	31,155	29,469
% Change	(5.5)%	(0.8)%	3.7%	5.7%	1.5%
Parking Transactions	710,297	682,724	614,539	374,448	422,672
% Change	4.0%	11.1%	45.4%	(11.4)%	(42.7)%

Palm Beach County, Florida Department of Airports

Management's Discussion and Analysis (Unaudited) (Continued)

Financial Operations Highlights

Financial impacts are highlighted as follows:

Changes Between 2024 and 2023:

- Compared to the prior year, operating revenues increased to \$95.8 million (an increase of \$5.1 million). Revenue increases were primarily driven by increased passenger growth in the areas of parking, other concessions, Airline terminal rent, and car rental concessions. Cumulatively, ground transportation revenues accounted for \$41 million of revenue.
- Investment earnings increased by \$2,515,157 (24% increase) for a total of \$13.16 million. Investments are managed by the Clerk of the Circuit Courts under County approved guidelines.
- Compared to the prior year, operating expenses increased 3% or \$1.9 million. Contracted Security costs increased by 5% for a total cost of \$10.5 million. Contracted Fire Rescue Services cost increased by 3% for a total cost of \$8.1 million.

Changes Between 2023 and 2022:

- Compared to the prior year, operating revenues increased to \$90.6 million (an increase of \$11.5 million). Revenue increases were primarily driven by increased passenger growth in the areas of parking, other concessions, Airline terminal rent, and car rental concessions. Cumulatively, ground transportation revenues accounted for \$38 million of revenue.
- Investment earnings increased by \$8,837,426. (488% increase) for a total of \$10.65 million. Investments are managed by the Clerk of the Circuit Courts under County approved guidelines.
- Compared to the prior year, operating expenses increased 15% or \$8.1 million. Contracted Security costs increased by 6% for a total cost of \$10 million. Contracted Fire Rescue Services cost increased by 6% for a total cost of \$7.9 million.

Palm Beach County, Florida Department of Airports

Management's Discussion and Analysis (Unaudited) (Continued)

The change in net position for fiscal year 2024 totaled approximately \$61.4 million; the change in net position for fiscal year 2023 totaled approximately \$46.8 million.

	2024	2023	2022
Operating revenues	\$ 95,821,755	\$ 90,635,891	\$ 79,089,910
Operating expenses	63,603,469	61,668,152	53,538,615
Operating income before depreciation and amortization	32,218,286	28,967,739	25,551,295
Depreciation and amortization	26,227,277	25,505,871	23,496,149
Operating income	5,991,009	3,461,868	2,055,146
Other nonoperating income (expenses), net, including capital contributions and transfers	55,440,816	43,358,375	31,403,002
Change in net position	\$ 61,431,825	\$ 46,820,243	\$ 33,458,148

Financial Position Summary

Net position may serve over time as a useful indicator of the Department's financial position. The Department's assets and deferred outflows exceeded liabilities and deferred inflows by approximately \$687.6 million at September 30, 2024, and \$626.2 million at September 30, 2023.

	2024	2023	2022
Assets:			
Current and other assets	\$ 335,279,564	\$ 319,901,922	\$ 294,210,867
Capital assets	491,521,872	452,176,385	437,263,863
Total assets	826,801,436	772,078,307	731,474,730
Deferred outflows of resources	3,605,096	3,298,149	3,658,598
Liabilities:			
Current and other liabilities	26,933,821	26,301,979	26,770,950
Long-term debt outstanding	66,259,275	70,107,458	72,102,351
Total liabilities	93,193,096	96,409,437	98,873,301
Deferred inflows of resources	49,579,438	52,764,846	56,878,097
Net position:			
Net investment in capital assets	425,138,740	382,431,759	375,289,926
Restricted	78,618,384	79,369,571	73,912,921
Unrestricted	183,876,874	164,400,843	130,179,083
Total net position	\$ 687,633,998	\$ 626,202,173	\$ 579,381,930

A significant portion of the Department's net position each year (62% at September 30, 2024) represents its investment in capital assets (e.g., land, buildings, improvements and equipment), less the related indebtedness outstanding used to acquire those capital assets. The Department uses these capital assets to provide services to its passengers and visitors to the Airport; consequently, these assets are not available for future spending. Although the Department's investment in its capital assets is reported net of related debt, it is noted that the resources required to repay this debt must be provided annually from operations, since it is unlikely the capital assets themselves will be liquidated to pay liabilities.

Palm Beach County, Florida Department of Airports

Management's Discussion and Analysis (Unaudited) (Continued)

An additional portion of the Department's net position (11% at September 30, 2024) represents restricted assets that are subject to external restrictions on how they can be used under bond resolution covenants and Passenger Facility Charge regulations. The remaining unrestricted net position (27% at September 30, 2024) may be used to meet any of the Department's ongoing obligations.

Financial Position, 2024 Versus 2023

Total assets increased by \$54.7 million in 2024 due to the construction of new capital assets, improved cash position and improved net position. Unrestricted cash and cash equivalents increased by \$16.8 million; liabilities decreased by \$3.2 million. Total net position increased by \$61.4 over the prior year.

Financial Position, 2023 Versus 2022

Total assets increased by \$40.6 million in 2023 due to the construction of new capital assets, improved cash position and improved net position. Unrestricted cash and cash equivalents increased by \$14.2 million; liabilities decreased by \$2.4 million. Total net position increased by \$46.8 over the prior year.

Signatory Airline Agreement

The Department and Signatory air carriers operate under a negotiated Signatory Airline Agreement (the Agreement) which establishes how the Signatory Airlines (Airlines) will be assessed rates and charges for the use of Palm Beach International Airport (PBIA). The Agreement serves as the basis for calculating landing fees, terminal rental rates, baggage and gate equipment charges and apron fees taking into account costs associated with the operation, maintenance and debt service of the airfield and terminal. Landed weight and rentable square footage serve as the units for landing fees and terminal rents, respectively. Under the current Agreement, airfield revenues are credited towards the Airline's net requirement (residual rate setting methodology.) The terminal cost center expenditure requirements are wholly payable by airline rents (compensatory rate setting methodology.) The Department also has the ability under the Agreement to adjust airline rates and charges at any time throughout the year if the Department determines a rate adjustment is required resulting in an increase of 10% or more. This ensures the Department is in a position to meet all financial requirements of the Bond resolution regarding debt service coverage requirements.

Palm Beach County, Florida Department of Airports

Management's Discussion and Analysis (Unaudited) (Continued)

The Department, effective October 1, 2019, is operating under a five-year agreement covering fiscal years 2020 through 2024, which was extended through September 30, 2026. All "Signatory Airlines" are defined earlier as "Airlines" under the prior agreement, which terminated September 30, 2019, have elected to continue with a new five-year signatory agreement, effective October 1, 2019. Signatory Airlines, as of September 30, 2020, include: JetBlue, Delta, American, Southwest, United, Bahamas Air, FedEx and UPS. The table below shows landing fees and terminal rates net of revenue sharing distributions for fiscal years 2021, 2022, 2023 and 2024.

	2025 Projected	2024	2023	2022	2021
Signatory landing fee (per 1,000 lbs MGLW)	\$ 1.00	\$ 0.73	\$ 0.75	\$ 0.45	\$ 1.19
Signatory airline annual terminal rate (per square foot)	44	32	35	23	42
Revenue from airlines (in thousands)	32,983	29,406	28,363	23,413	14,981
Baggage handling system fee per bag	2	2	2	2	2
Enplanements (in thousands)	4,223	4,148	3,768	3,262	2,137
Airline cost per enplanement (passenger airlines)	4	3	4	3	7
Landed weight of commercial aircraft	4,897	4,805	4,278	3,835	3,033
Signatory airline terminal leasehold area (square feet)	178,023	170,721	171,014	165,245	167,447

Factors Impacting the Airline Sector and PBIA Traffic

At PBI, fiscal year 2024 total passenger traffic was up by 9.8% compared to fiscal year 2023 with more than 8.2 million total passengers for the year. Fiscal year 2024 seat capacity increased 17.8% and total aircraft operations increased 0.6% over fiscal year 2023.

Management anticipates continued incremental growth in passenger traffic and seat capacity in 2025 as PBI continues to work closely with our airline and tourism partners to support efforts to stimulate demand and enhance service through increased frequencies and new service.

Service changes announced for fiscal year 2024 include:

New routes:

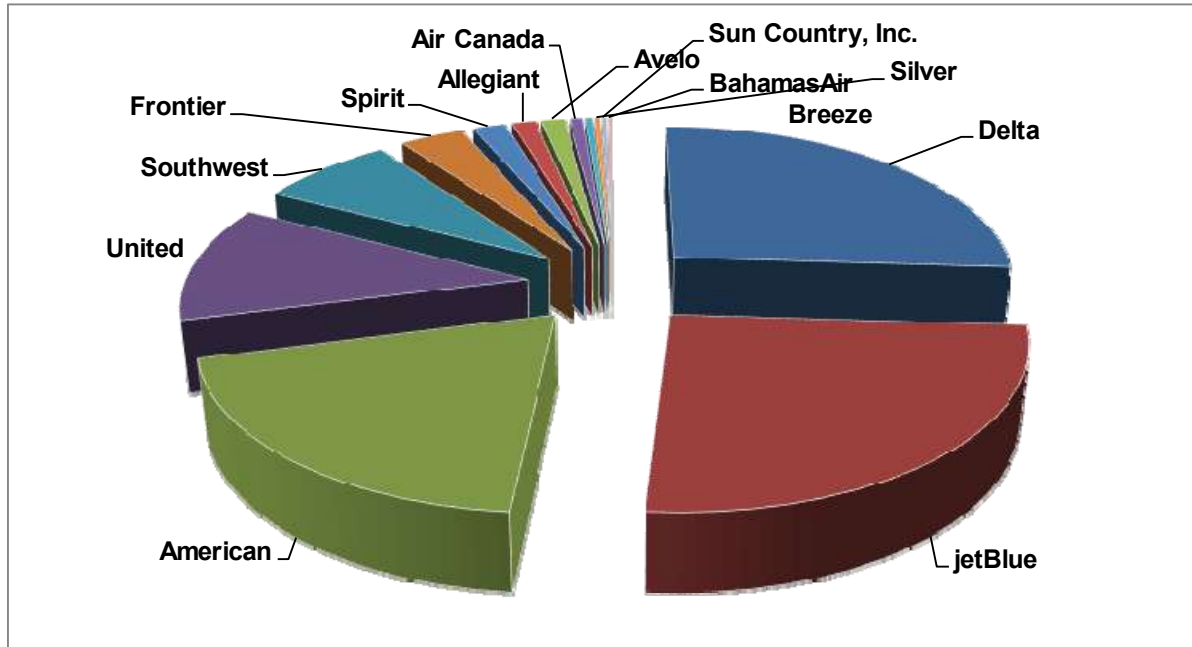
1. Southwest Airlines – Dallas-Love (DAL); St. Louis (STL) (Seasonal service to STL)
2. Spirit Airlines – New York-La Guardia (LGA) (Seasonal service)
3. United Airlines – Denver (DEN) (Seasonal service)

Palm Beach County, Florida Department of Airports

Management's Discussion and Analysis (Unaudited) (Continued)

Airline Market Share and Passenger Information

Total passenger traffic (enplaned and deplaned) is presented below for fiscal year 2024 by airline, showing market share at PBIA and comparisons to fiscal year 2023:



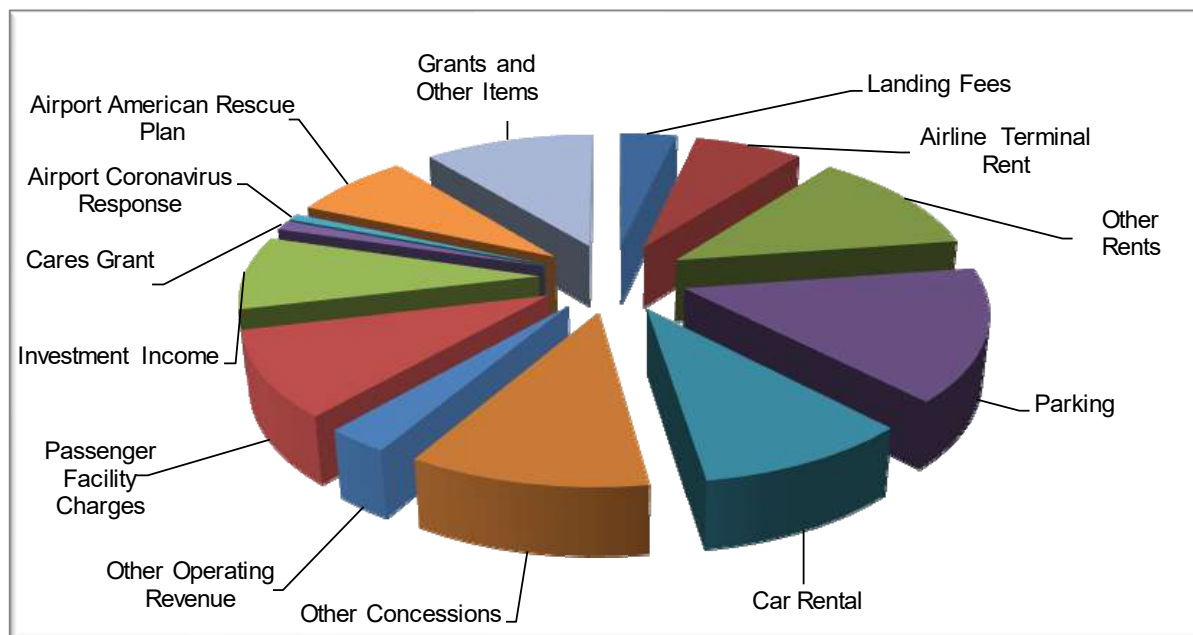
	2024	Change From 2023	% Change From 2023
Delta	2,145,645	239,750	13%
jetBlue	2,091,689	(1,569)	(0)%
American	1,617,842	205,581	15%
United	961,428	136,757	17%
Southwest	615,172	63,660	12%
Frontier	293,006	29,434	11%
Spirit	148,122	77,414	109%
Allegiant	109,473	(8,321)	(8)%
Avelo	107,677	(25,834)	100%
Air Canada	61,005	3,584	6%
Breeze	32,876	(10,017)	(23)%
Silver	25,448	25,448	100%
Sun Country, Inc.	22,830	787	4%
BahamasAir	20,440	(1,003)	(5)%
Total	8,252,653	735,671	9.8%

Palm Beach County, Florida Department of Airports

Management's Discussion and Analysis (Unaudited) (Continued)

Revenues

The following chart and table summarize revenues for the fiscal year ended September 30, 2024:



Landing fees totaling \$5.6 million increased by 9% and airline terminal rent totaling \$10.7 million increased by 1% due to increased cost to the airlines. Other rental revenue totaling \$18.9 million increased by 4%. Concession revenue from parking, car rental and other concessions totaling \$55.9 million increased by 7.4% because of increased passenger traffic.

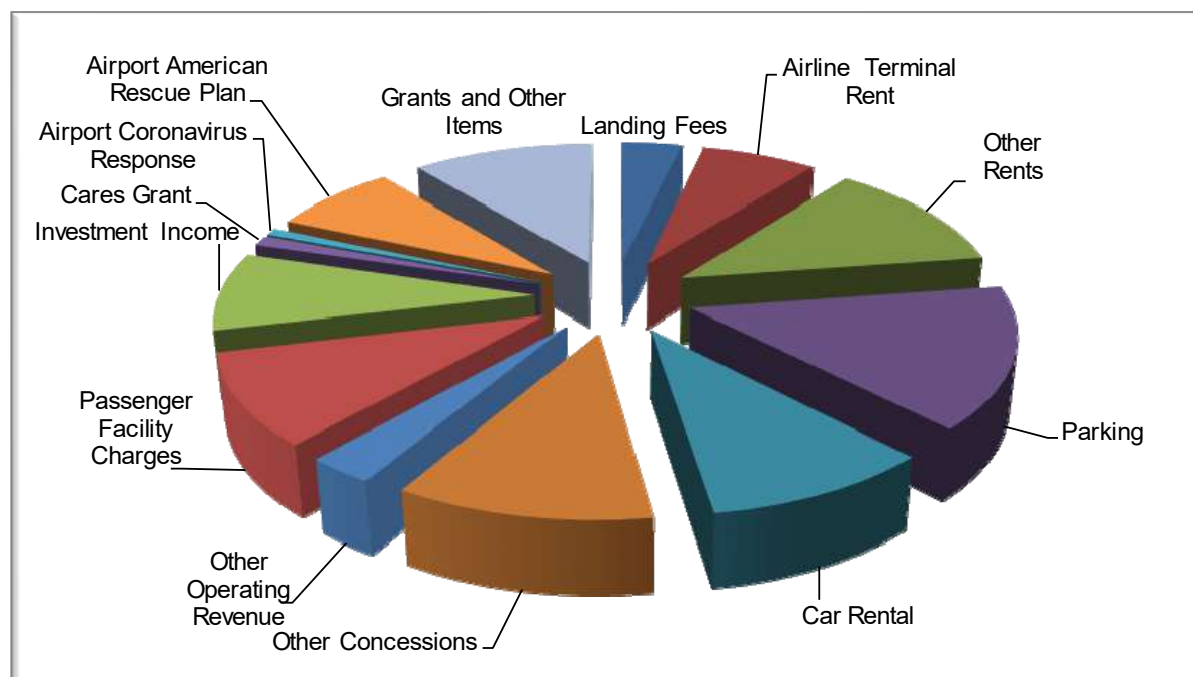
	2024	Percent of Total	Change From 2023	% Change From 2023
Operating revenues:				
Landing fees	\$ 5,634,559	4%	\$ 466,823	9%
Airline terminal rent	10,740,871	7%	121,137	1%
Other rental revenue	18,957,291	12%	712,502	4%
Parking	23,611,592	15%	2,623,861	13%
Car rental concessions	15,353,048	10%	(199,823)	(1)%
Other concessions	16,998,305	11%	1,409,666	9%
Other operating revenue	4,526,089	3%	51,698	1%
Total operating revenues	95,821,755	62%	5,185,864	6%
Other sources:				
Passenger facility charges	15,278,780	10%	350,142	2%
Investment income	13,165,193	8%	2,515,157	24%
Cares Grant	1,716,953	1%	(3,560,414)	(67)%
Airport Coronavirus Response	1,204,734	1%	(3,899,000)	100%
Airport American Rescue Plan	11,835,677	7%	10,401,054	100%
Grants and other items	16,941,814	11%	8,882,806	110%
Transfers in	-	0%	(30,004)	0%
Total other sources	60,143,151	38%	14,659,741	32%
Total revenues	\$ 155,964,906	100%	\$ 19,845,605	15%

Palm Beach County, Florida Department of Airports

Management's Discussion and Analysis (Unaudited) (Continued)

Revenues (Continued)

The following chart and table summarize revenues for the fiscal year ended September 30, 2023:



	2023	Percent of Total	Change From 2022	% Change From 2022
Operating revenues:				
Landing fees	\$ 5,167,736	4%	\$ 1,164,753	29%
Airline terminal rent	10,619,734	8%	2,884,025	37%
Other rental revenue	18,244,789	13%	3,185,968	21%
Parking	20,987,731	16%	2,771,716	15%
Car rental concessions	15,552,871	11%	186,870	1%
Other concessions	15,588,639	11%	1,326,306	9%
Other operating revenue	4,474,391	3%	26,343	1%
Total operating revenues	90,635,891	66%	11,545,981	15%
Other sources:				
Passenger facility charges	14,928,638	11%	2,798,210	23%
Investment income	10,650,036	8%	8,837,426	488%
Cares Grant	5,277,367	4%	(5,304,636)	(50)%
Airport Coronavirus Response	5,103,734	4%	4,327,834	100%
Airport American Rescue Plan	1,119,424	1%	(315,199)	100%
Grants and other items	8,059,007	6%	1,496,188	23%
Transfers in	30,004	0%	30,004	0%
Total other sources	45,168,210	34%	11,869,827	36%
Total revenues	\$ 135,804,101	100%	\$ 23,415,808	21%

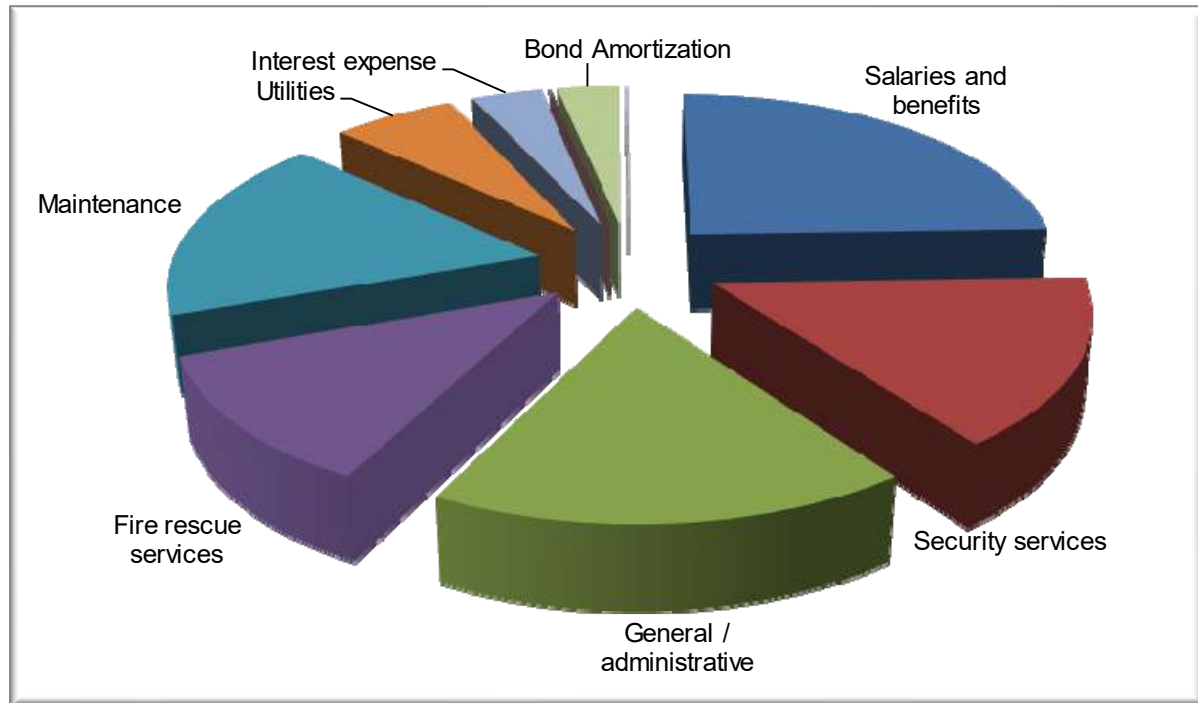
Landing fees totaling \$5.1 million increased by 29% and airline terminal rent totaling \$10.6 million increased by 37% due to increased cost to the airlines. Other rental revenue totaling \$18.2 million increased by 21%. Concession revenue from parking, car rental and other concessions totaling \$52.1 million increased by 9% because of increased passenger traffic.

Palm Beach County, Florida Department of Airports

Management's Discussion and Analysis (Unaudited) (Continued)

Expenses

The following chart and table summarize expenses for the fiscal year ended September 30, 2024:



	2024	Percent of Total	Change From 2023	% Change From 2023
Operating expenses:				
Salaries and benefits	\$ 16,718,556	18%	\$ (516,342)	(3)%
Security services	10,567,102	11%	468,413	5%
General/administrative	11,995,367	13%	195,802	2%
Fire rescue services	8,186,214	9%	258,625	3%
Maintenance	11,812,461	12%	1,677,025	17%
Utilities	4,323,769	5%	(148,206)	(3)%
Total operating expenses	63,603,469	68%	1,935,317	3%
Depreciation and amortization	26,227,277	28%	721,406	3%
Nonoperating expenses:				
Interest expense	2,473,004	2%	(114,496)	(4)%
Bond amortization and other expenses	2,176,231	2%	3,006,996	362%
Transfers to other county funds	53,100	0%	-	0%
Total nonoperating expenses	4,702,335	4%	2,892,500	160%
Total expenses	\$ 94,533,081	100%	\$ 5,549,223	6%

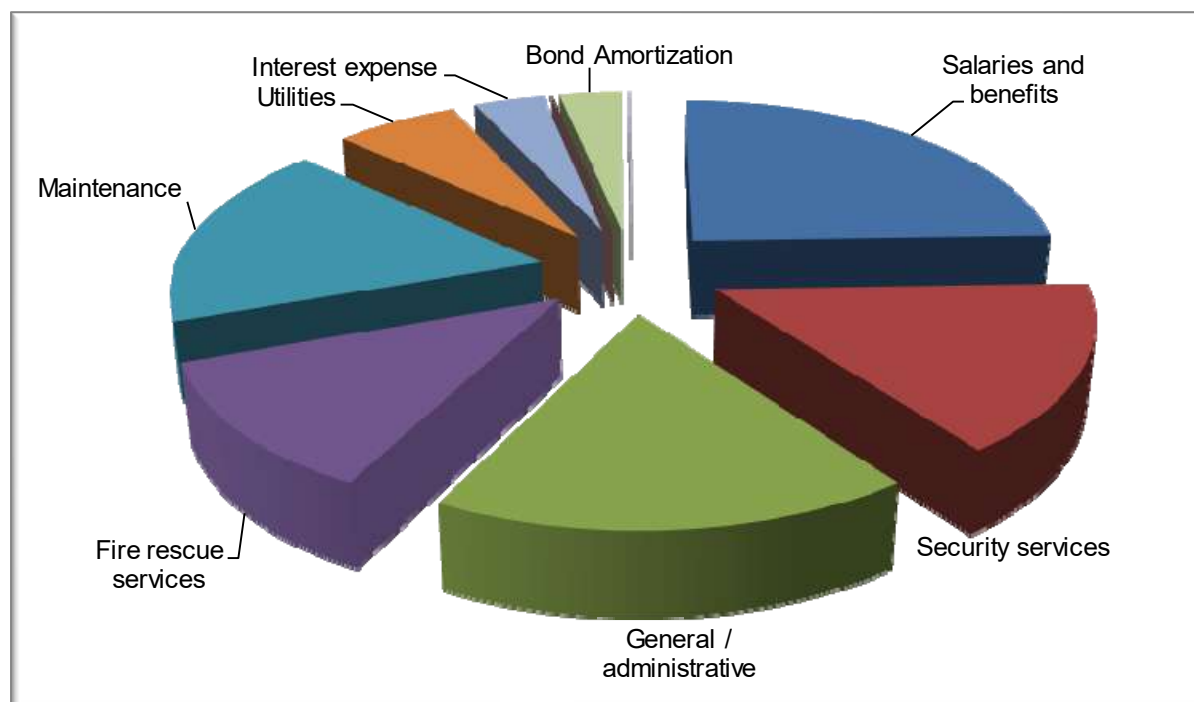
Compared to the prior year, operating expenses increased 3% or \$1.9 million. Contracted Security costs increased by 5% for a total cost of \$10.5 million. Contracted Fire Rescue Services cost increased by 3% for a total cost of \$8.1 million.

Palm Beach County, Florida Department of Airports

Management's Discussion and Analysis (Unaudited) (Continued)

Expenses (Continued)

The following chart and table summarize expenses for the fiscal year ended September 30, 2023:



	2023	Percent of Total	Change From 2022	% Change From 2022
Operating expenses:				
Salaries and benefits	\$ 17,234,898	19%	\$ 2,159,560	14%
Security services	10,098,689	11%	583,560	6%
General/administrative	11,799,565	13%	3,064,464	35%
Fire rescue services	7,927,589	9%	423,040	6%
Maintenance	10,135,436	12%	1,666,556	20%
Utilities	4,471,975	5%	232,357	5%
Total operating expenses	61,668,152	69%	8,129,537	15%
Depreciation and amortization	25,505,871	29%	2,009,722	9%
Nonoperating expenses:				
Interest expense	2,587,500	3%	(126,000)	(5)%
Bond amortization and other expenses	(830,765)	-1%	40,455	5%
Transfers to other county funds	53,100	0%	-	0%
Total nonoperating expenses	1,809,835	2%	(85,545)	(5)%
Total expenses	\$ 88,983,858	100%	\$ 10,053,714	13%

Compared to the prior year, operating expenses increased 15% or \$8.1 million. Contracted Security costs increased by 6% for a total cost of \$10 million. Contracted Fire Rescue Services cost increased by 6% for a total cost of \$7.9 million.

Palm Beach County, Florida Department of Airports

Management's Discussion and Analysis (Unaudited) (Continued)

Summary of Cash Flow Activities

The following shows a summary of the major sources and uses of cash and cash equivalents for the past three fiscal years. Cash equivalents include cash on hand, bank deposits and highly liquid investments with an original maturity of three months or less:

	2024	2023	2022
Cash flows provided by operating activities	\$ 29,474,018	\$ 24,212,155	\$ 29,934,575
Cash flows provided by investing activities	13,165,193	10,650,034	1,812,610
Cash flows provided by noncapital financing activities	11,920,692	11,768,883	12,305,115
Cash flows used in capital and related financing activities	(43,587,500)	(21,494,129)	(10,869,913)
Net change in cash and cash equivalents	10,972,403	25,136,943	33,182,387
Cash and cash equivalents:			
Beginning of year	250,711,353	225,574,410	192,392,023
End of year	<u>\$ 261,683,756</u>	<u>\$ 250,711,353</u>	<u>\$ 225,574,410</u>

Capital Acquisitions and Construction Activities

During fiscal year 2024, the Department expended \$65.1 million on capital activities. Completed projects during fiscal year 2024 totaling \$20.1 million were transferred from construction-in-progress to their respective capital accounts. The major projects that were completed fiscal year 2024, are as follows:

NC Runway Rehab & repair 8R-26L	433K
PBIA Terminal FIS Expansion	521K
PBIA Fire Pump	599K
PBIA Domestic Water Valve Replacement	648K
PBIA New Terminal Roof	1.3 million
PH Rehab Runway 17/35	3.1 million
PBIA James Turnage Bridge	3.1 million
PBIA Chiller 4 & 5	5.4 million

During fiscal year 2023, the Department expended \$40.1 million on capital activities. Completed projects during fiscal year 2023 totaling \$54.2 million were transferred from construction-in-progress to their respective capital accounts. The major projects that were completed fiscal year 2023, are as follows:

PBIA ARFF Facility Improvement	1.9 million
PBIA Terminal Condensation & Duct Cleaning	4.9 million
PBIA Public Address System	5.6 million
PBIA Misc Taxiway Rehab F, G, H, M	7.1 million
PBIA Taxiway C	12.8 million
PBIA N. Terminal Remote Apron Rehab	14.3 million

In general, acquisitions are funded using a variety of financing sources, including Federal Grants, State Grants, Airport revenues, Passenger Facility Charges and Revenue Bonds. See Note 3, Capital Assets, in the financial statements for additional information.

Palm Beach County, Florida Department of Airports

Management's Discussion and Analysis (Unaudited) (Continued)

Long-Term Debt

The Department had outstanding long-term debt of approximately \$51.9 million and \$55.5 million as of September 30, 2024 and 2023, respectively. Both amounts are net of any current maturities, unamortized premiums or unamortized discounts. The following table reflects the debt activities that occurred during fiscal year 2024:

	Balance at October 1, 2023	Additions	Reductions	Balance at September 30, 2024	Due Within One Year
Revenue bonds:					
Series 2016	\$ 51,750,000	\$ -	\$ 2,645,000	\$ 49,105,000	\$ 2,775,000
	<u>\$ 51,750,000</u>	<u>\$ -</u>	<u>\$ 2,645,000</u>	<u>49,105,000</u>	<u>\$ 2,775,000</u>
Less current maturities				2,775,000	
Long-term portion				<u>46,330,000</u>	
Add unamortized premium				5,610,479	
Total				<u>\$ 51,940,479</u>	

The following table reflects the debt activities that occurred during fiscal year 2023:

	Balance at October 1, 2022	Additions	Reductions	Balance at September 30, 2023	Due Within One Year
Revenue bonds:					
Series 2016	\$ 54,270,000	\$ -	\$ 2,520,000	\$ 51,750,000	\$ 2,645,000
	<u>\$ 54,270,000</u>	<u>\$ -</u>	<u>\$ 2,520,000</u>	<u>51,750,000</u>	<u>\$ 2,645,000</u>
Less current maturities				2,645,000	
Long-term portion				<u>49,105,000</u>	
Add unamortized premium				6,450,797	
Total				<u>\$ 55,555,797</u>	

See Note 5, Revenue Bonds Payable and Long-Term Obligations, in the notes to the financial statements for additional information.

Credit Ratings

The Department's credit ratings currently stand at: Standard and Poor's A+, Fitch A+ and Moody's Investors Service A1; all agencies reported a stable outlook for the Department. Generally, the rating agencies cited the Department's strengths to be strong debt coverage, robust liquidity, relatively low cost per enplanement, diversified air carrier mix and a diversified revenue stream. Rating agencies noted a mitigating weakness in the form of competition from other area airports. Potential investors are urged to read the full reports issued by the respective rating agencies.

Palm Beach County, Florida Department of Airports

Management's Discussion and Analysis (Unaudited) (Continued)

Passenger Facility Charges

The Department, as of September 30, 2024 and 2023, had a total collected balance of \$338,843,818 and \$319,189,302, respectively, in Passenger Facility Charges (PFC) Revenues, including interest on PFC cash balances, since the inception of the program in April 1, 1994. The Department has capital expenditures from PFC sources totaling \$292,464,910 and \$264,494,770, respectively, over the same time period. As of September 30, 2023 and 2022, the Department was authorized to collect \$369,348,672 in PFC revenues. The Department is authorized to collect \$4.50 per enplaned passenger per FAA policy.

Economic Factors, Fiscal Year 2024 Budget and Airline Rates

- Compare to prior year, PBIA experienced a 11.5% increase in air carrier flight operations as of September 30, 2024. The increase in air carrier capacity resulted in an increase in variable revenue streams that are tied to passenger traffic, such as airline operational activity fees and revenues generated by passenger activity, such as car rentals and other airport concessions.
- The Department's fiscal year 2025 operating expense budget total \$82.7 million not including Interfund transfers and reserves, which represents an increase of 13% from the prior year budget. Pursuant to County requirements, contracts must be fully budgeted even though actual expenses are likely to be less; therefore, the Department expects actual expenditures for fiscal year 2025 to be approximately \$75 million. Operating revenues are budgeted at \$91.9 for fiscal year 2025.
- The fiscal year 2024 terminal rates averaged \$31.89 per square foot; landing fees were \$0.73 per 1,000 lbs. of landed weight. The fiscal year 2023 terminal rates averaged \$35.49 per square foot; landing fees were \$0.73 per 1,000 lbs. of landed weight. Airline cost per enplanement (CPE) in fiscal years 2024 and 2023 was \$3.32 and \$3.75, respectively. Management believes these CPE rates to be among the lowest in the State of Florida. Rates and cost per enplanement are stated net of estimated revenue sharing payouts to signatory airlines.

Request for Information

This financial report is designed to provide a general overview of the Department's finances. Questions concerning the information provided in this report can be addressed to Debbie Duncanson, Deputy Director of Airports, Finance and Administration, Palm Beach County, Department of Airports, Palm Beach International Airport, Building 846, West Palm Beach, Florida 33406 or email at dduncanson@pbia.org. Additional business information and statistics for the Airport can be viewed and downloaded at the Department's website: www.pbia.org.

Palm Beach County, Florida Department of Airports

**Statements of Net Position
September 30, 2024 and 2023**

	2024	2023
Assets		
Current assets:		
Pooled cash and cash equivalents	\$ 180,655,885	\$ 163,756,302
Nonpooled cash and cash equivalents	700	700
Restricted pooled cash and cash equivalents	270,585	82,482
Restricted cash with fiscal agent	3,989,704	3,926,108
Accounts receivable, less allowance for doubtful accounts of \$308,431 and \$308,431 in 2024 and 2023, respectively	4,093,610	2,180,720
Lease receivables	1,700,531	2,972,462
Government grants receivable	10,419,474	5,299,858
Due from other funds	105,507	122,784
Inventories	2,579,514	2,593,441
Other current assets	1,792,399	1,268,370
Total current assets	205,607,909	182,203,227
Noncurrent assets:		
Lease receivable	50,715,492	52,416,023
Restricted assets:		
Pooled cash and cash equivalents	26,658,347	19,910,544
Nonpooled cash and cash equivalents	50,108,535	63,035,217
Accounts receivable	2,189,281	2,336,911
Total restricted assets	78,956,163	85,282,672
Capital assets:		
Land	124,940,855	124,669,756
Construction in progress	117,369,427	71,932,558
Depreciable capital assets, net of accumulated depreciation	248,914,256	255,574,071
Depreciable SBITA capital assets, net of accumulated depreciation	297,334	-
Total capital assets	491,521,872	452,176,385
Total noncurrent assets	621,193,527	589,875,080
Total assets	826,801,436	772,078,307
Deferred outflows of resources:		
Pensions	2,940,078	2,613,918
OPEB	317,742	284,941
Loss on revenue bond refunding	347,276	399,290
Total deferred outflows of resources	3,605,096	3,298,149
Total assets and deferred outflows of resources	\$ 830,406,532	\$ 775,376,456

(Continued)

Palm Beach County, Florida Department of Airports

Statements of Net Position (Continued)
September 30, 2024 and 2023

	2024	2023
Liabilities and Net Position		
Current liabilities:		
Accounts and contracts payable	\$ 19,137,896	\$ 17,776,212
Compensated absences payable	196,545	158,425
Unearned revenue	2,596,225	3,570,031
Due to other funds	152,399	176,321
Current portion of SBITA liability	153,874	-
Due to component unit	-	779
Other current liabilities	436,593	418,351
Total current liabilities	22,673,532	22,100,119
Current liabilities payable from restricted assets:		
Security deposits	257,664	263,109
Interest payable on revenue bonds	1,227,625	1,293,751
Current maturities of revenue bonds	2,775,000	2,645,000
Total current liabilities payable from restricted assets	4,260,289	4,201,860
Long-term liabilities:		
Compensated absences payable	1,386,341	1,297,105
Total OPEB liability	557,425	519,759
SBITA liability	147,641	-
Net pension liability	12,227,389	12,734,797
Revenue bonds payable, less current maturities	51,940,479	55,555,797
Total long-term liabilities	66,259,275	70,107,458
Total liabilities	93,193,096	96,409,437
Deferred inflows of resources:		
Pension	1,165,412	504,877
Leases	48,360,681	52,198,178
OPEB	53,345	61,791
Total deferred inflows of resources	49,579,438	52,764,846
Net position:		
Net investment in capital assets	425,138,740	382,431,759
Restricted:		
Passenger facility charges	49,099,338	56,736,833
Debt service	2,762,079	2,632,704
Renewal and replacement	10,790,132	6,260,964
Operation and maintenance	13,568,879	11,551,983
Capital outlay	2,397,956	2,187,087
	78,618,384	79,369,571
Unrestricted	183,876,874	164,400,843
Total net position	\$ 687,633,998	\$ 626,202,173

See notes to financial statements.

Palm Beach County, Florida Department of Airports

**Statements of Revenues, Expenses and Changes in Net Position
Years Ended September 30, 2024 and 2023**

	2024	2023
Operating revenues:		
Rentals	\$ 29,698,162	\$ 28,864,523
Concessions	55,962,945	52,129,241
Landing fees	5,634,559	5,167,736
Other	4,526,089	4,474,391
Total operating revenues	95,821,755	90,635,891
Operating expenses:		
Employee compensation and benefits	16,718,556	17,234,898
General and administrative	11,995,367	11,799,565
Maintenance	11,812,461	10,135,436
Contracted security services	10,567,102	10,098,689
Contracted fire-rescue services	8,186,214	7,927,589
Utilities	4,323,769	4,471,975
Total operating expenses	63,603,469	61,668,152
Operating income before depreciation and amortization	32,218,286	28,967,739
Depreciation and amortization	26,227,277	25,505,871
Operating income	5,991,009	3,461,868
Nonoperating revenues (expenses):		
Investment income	13,165,193	10,650,036
CARES Grant	1,716,953	5,277,367
Airport Coronavirus Response Grant Program (ARCP)	1,204,734	5,103,734
Airport American Rescue Plan	11,835,677	1,119,424
Interest expense	(2,473,004)	(2,587,500)
Amortization of deferred loss on refundings	(52,014)	(54,816)
Contributions to Non-Govt Agencies	(2,964,535)	-
Amortization of revenue bond premiums	840,318	885,581
Other revenues	1,008,190	390,760
Total nonoperating revenues (expenses), net	24,281,512	20,784,586
Income before contributions and transfers	30,272,521	24,246,454
Passenger facility charges	15,278,780	14,928,638
Airport improvement capital grants	15,933,624	7,668,247
Transfers from other county funds	-	30,004
Transfers to other county funds	(53,100)	(53,100)
Change in net position	61,431,825	46,820,243
Net position, beginning of year	626,202,173	579,381,930
Net position, ending	\$ 687,633,998	\$ 626,202,173

See notes to financial statements.

Palm Beach County, Florida Department of Airports

Statements of Cash Flows
Years Ended September 30, 2024 and 2023

	2024	2023
Cash flows from operating activities:		
Cash received from customers	\$ 92,051,913	\$ 89,212,580
Cash payments to vendors for goods and services	(23,828,620)	(27,805,799)
Cash payments to employees for services	(16,750,351)	(15,269,496)
Cash payments to other funds	(21,998,924)	(21,925,130)
Net cash provided by operating activities	29,474,018	24,212,155
Cash flows from noncapital financing activities		
Transfer from other county funds	-	30,004
Transfer to other county funds	(53,100)	(53,100)
Pass-through grants to Airport Tenants	(2,964,535)	-
Operating grants and other	14,938,327	11,791,979
Net cash provided by noncapital financing activities	11,920,692	11,768,883
Cash flows from capital and related financing activities:		
Acquisition and construction of capital assets	(65,357,748)	(35,702,431)
Subscription payments	(143,209)	-
Insurance proceeds	791,902	-
Proceeds from sale of capital assets	35,325	89,358
Principal repayment on revenue bonds	(2,645,000)	(2,520,000)
Passenger facility charges received	15,456,352	13,445,017
Receipt of capital grants and reimbursements	10,814,008	5,844,427
Interest and fiscal charges paid	(2,539,130)	(2,650,500)
Net cash used in capital and related financing activities	(43,587,500)	(21,494,129)
Cash flows provided by investing activities:		
Interest and gains on investments	13,165,193	10,650,034
Net cash provided by investing activities	13,165,193	10,650,034
Net change in cash and cash equivalents	10,972,403	25,136,943
Cash and cash equivalents at beginning of year (including restricted accounts totaling \$86,954,351 for 2024 and \$76,025,557 for 2023)	250,711,353	225,574,410
Cash and cash equivalents at end of year (including restricted accounts totaling \$81,027,171 for 2024 and \$86,954,351 for 2023)	\$ 261,683,756	\$ 250,711,353

(Continued)

Palm Beach County, Florida Department of Airports

Statements of Cash Flows (Continued)
Years Ended September 30, 2024 and 2023

	2024	2023
Reconciliation of operating income to net cash provided by operating activities:		
Operating income	\$ 5,991,009	\$ 3,461,868
Adjustments to reconcile operating income to net cash provided by operating activities:		
Depreciation and amortization	26,227,277	25,505,871
Other operating revenue	(865,035)	(986,621)
Changes in assets, liabilities and deferred inflows/outflows:		
Accounts receivable	(1,942,832)	300,889
Due from other funds	17,277	7,128
Inventories	13,927	(290,949)
Other current assets	(524,029)	(411,941)
Accounts and contracts payable	1,591,392	(4,468,015)
Compensated absences payable	127,356	162,365
Unearned revenues	(973,806)	(744,707)
Due to other funds	(23,922)	(12,090)
Other liabilities	17,463	(56,976)
Security deposits	(5,445)	-
Deferred outflows of resources	(358,961)	305,633
Deferred inflows of resources	652,089	31,520
Net pension liability	(507,408)	1,410,672
Total OPEB liability	37,666	(2,492)
Total adjustments	23,483,009	20,750,287
Net cash provided by operating activities	\$ 29,474,018	\$ 24,212,155
Supplemental disclosures of noncash capital and related financing activities:		
Amortization of premium on bonds	\$ 840,318	\$ 885,581
Amortization of deferred advance refunding loss	52,014	54,816
Capital assets RUA SBITA	444,724	-
RUA SBITA Liability	(301,515)	-
Capital assets in accounts/contracts payable	11,713,414	11,943,122
Disposition of fully depreciated capital assets	177,023	466,183
Capital grants receivable	10,402,055	4,503,821
Operating grants receivable	17,419	796,037
Passenger facility charges receivable	2,152,727	2,330,299

See notes to financial statements.

Palm Beach County, Florida Department of Airports

Notes to Financial Statements

Note 1. Summary of Significant Accounting Policies

Reporting entity: Palm Beach County (the County) is a chartered political subdivision of the State of Florida and is granted the power of self-governance by the Constitution of the State of Florida and Florida Statutes. The Board of County Commissioners (the Board) is the legislative and governing body of the County.

Pursuant to the general laws of Florida, the County owns the Palm Beach International Airport and three general aviation airports, Palm Beach County Park Airport in Lantana, Palm Beach County Glades Airport in Pahokee and North County General Aviation Airport in Palm Beach Gardens (collectively, the Airports), all operated by the Palm Beach County Department of Airports (the Department of Airports).

The financial statements only present the Department of Airports, an enterprise fund of Palm Beach County, Florida, and do not purport to, and do not present fairly the financial position of Palm Beach County, Florida, and the changes in its financial position and, where applicable, cash flows, in conformity with accounting principles generally accepted in the United States.

Basis of presentation: The Department of Airports operates the Airports as an enterprise fund of the County. An enterprise fund is used to account for the financing of services to the general public where all or most of the costs incurred are recovered in the form of charges to users of such services.

The financial statements included in this report represent the operations of the four airports.

Basis of accounting: The accounts of the Department of Airports are maintained on the accrual basis of accounting in accordance with accounting principles generally accepted in the United States of America. Revenues are recognized when earned and expenses are recognized when incurred.

Rental revenue includes revenue from terminal fees charged to airlines and is recognized when earned in terms of the lease agreement. Concession revenue includes car rental concessions and parking fees and is recognized when earned in terms of the concession agreement.

Landing fees are recognized in accordance with the agreement with signatory airlines based on landed weight of aircraft.

Intergovernmental revenues from federal or state grants are recognized when eligibility requirements of the grant program have been met.

Revenues from airlines, concessions, rental cars and parking are reported as operating revenues. Transactions which are capital, financing or investing-related are reported as non-operating revenues or capital contributions. All expenses related to operating the Airport are reported as operating expenses. Interest expense and financing costs are reported as non-operating expenses.

Certain prior year amounts have been reclassified to conform to the current year presentation.

Palm Beach County, Florida Department of Airports

Notes to Financial Statements

Note 1. Summary of Significant Accounting Policies (Continued)

Cash and cash equivalents and investments: The Department of Airports considers all highly liquid investments with maturities of three months or less when purchased, as well as its proportionate share of the County's internal investment pool, to be cash equivalents for purposes of the statements of net position and cash flows. The County's internal investment pool is valued at a combination of fair value and amortized cost as more fully described in the notes to the County financial statements. The non-pooled money market funds and cash with fiscal agents-money market funds are stated at fair value based on the last reported sales price for securities traded on a national exchange. Gain or loss on sales of investments is based on the specific identification method.

Accounts receivable: Accounts receivable are composed primarily of monthly billings to airlines and concessionaires operating at Palm Beach International Airport for various rentals and other fees under the Department of Airports operating leases. No collateral is required for accounts receivable. An allowance for doubtful accounts is provided for receivables where there is a question as to ultimate collectability. Receivables are written off when management has determined that the amount will not be collected. Collection on accounts previously written off is included in other operating revenues when received.

Inventories: Inventories, consisting mostly of materials and supplies, are stated at the lower of cost or market determined on the first-in, first-out basis or market value.

Capital assets: Capital assets are recorded at cost or, if donated, at the acquisition value at the date of donation. Capital assets transferred to or from the Department to other County funds are recorded at their net book value (historical cost, less accumulated depreciation) as of the date of the transfer. Maintenance and repairs are charged to expense as incurred. Capital assets are defined as those assets with an initial, individual cost of over \$5,000. Major renewals and betterments which are significant and add to the productive capacity or extend the useful life greater than one year of capital assets are capitalized and depreciated using the straight-line method over the estimated useful lives of the assets, which are summarized as follows:

	<u>Years</u>
Buildings	5-40
Improvements other than buildings	5-20
Furniture, fixtures and equipment	3-12

The Department of Airports purchases certain residential parcels of land that are considered to be within the area designated as "noise-impacted" surrounding the Airports. The costs of acquisition, structure demolition and relocation of residents in this area are eligible under the Federal Aviation Administration (FAA) Noise Abatement Grant Program for reimbursement. Those items that are deemed to be capital expenditures are recorded as capital asset additions when the costs are incurred. The FAA funds approximately 80% of these costs with the remainder financed by the State of Florida and the Department of Airports. The FAA retains a continuing interest in the properties equal to its original funding percentage and restricts the use of such properties to purposes which are compatible with noise levels associated with the operation of Airports. The total cost associated with acquiring these parcels of land are \$49,866,823 at September 30, 2024 and 2023, and is recorded under land in the accompanying statements of net position.

Property acquired through the Department's Residential Buyout Program of Noise Impacted Areas is recorded as capital assets at cost until such time it is no longer needed for its original use. At that time the property is transferred to assets held for sale and is reported at the lower of cost or net realizable value.

Palm Beach County, Florida Department of Airports

Notes to Financial Statements

Note 1. Summary of Significant Accounting Policies (Continued)

Leases: The Department is a lessor for various assets including building, hangar and ground properties. The Department, as lessor, recognizes a lease receivable and a deferred inflow of resources at the commencement of the lease term, with certain exceptions for leases of assets held as investments, certain regulated leases, short-term leases, and leases that transfer ownership of the underlying asset. Short-term leases, variable revenue leases and regulated leases recognize rental income based on the provisions of the lease agreement in the statements of revenues, expenses and changes in net position. Regulated leases include Airline and Fixed Based Operator agreements which are regulated by the Federal Aviation Administration.

Long term leases subject to GASB Statement No. 87 are measured at the present value of lease payments expected to be received during the lease term. The deferred inflow of resources is measured at the value of the lease receivable plus any payments received at or before the commencement of the lease term that relate to future periods. Further, the Department recognizes interest revenue on the lease receivable and an inflow of resources (for example, revenue) from the deferred inflows of resources in a systematic and rational manner over the term of the lease.

The following key estimates and judgments are used by the Department to determine the following:

- Discount rate: The Department uses either the explicit rate stated in the lease agreement or the Palm Beach County incremental borrowing rate. The Department re-evaluates the discount rate annually and may use a borrowing rate from any recent revenue bonds issued by the Department.
- Lease receipts: Measurement of the lease receivable for purposes of GASB Statement No. 87 includes fixed payments, and as applicable, variable fixed in substance payments, and residual value guarantee payments that are fixed in substance.
- The Department monitors changes in circumstances that may require a remeasurement of a lease arrangement. When certain changes occur that are expected to significantly affect the amount of the lease receivable, the receivable is remeasured, and a corresponding adjustment is made to the deferred inflows of resources for leasing transactions.

For further disclosure on the Departments leasing activity including variable leases, assets held for lease, and regulated leases see Note 4, Leases, as Lessor.

Intangible assets: The costs of various easement rights are capitalized as intangible assets and are amortized using the straight-line method over their remaining lives, which is determined to be 40 years.

Security deposits: Security deposits represent cash deposits held by the Department of Airports pursuant to certain operating leases.

Unearned revenue: Unearned revenue consists of lease payments received from airport tenants in advance of the due date under operating leases.

Palm Beach County, Florida Department of Airports

Notes to Financial Statements

Note 1. Summary of Significant Accounting Policies (Continued)

Restricted assets: Certain assets are restricted in accordance with the provisions of the Bond Resolution (Resolution) and in accordance with FAA restrictions. Assets restricted under the Resolution which are designated primarily for payment of debt service are \$3.9 million and \$3.9 million at September 30, 2024 and 2023, respectively, the retention of the operation and maintenance reserve of \$13.5 million and \$11.6 million at September 30, 2024 and 2023, respectively, and the renewal and replacement reserve of \$11 million and \$6.3 million at September 30, 2024 and 2023, all as defined in the Resolution. Assets that are subject to FAA restrictions include restricted cash and cash equivalents of \$2.2 million and \$2.1 million at September 30, 2024 and 2023, respectively, and results from the sale of excess land previously contributed by the FAA and not required for aviation purposes. These assets are restricted until appropriated for FAA approved projects. In addition, the Department of Airports also has restricted assets consisting of cash and receivables of \$50 million and \$65.3 million at September 30, 2024 and 2023, respectively, for passenger facility charge revenues that are restricted by the FAA to capital projects.

Amortization of discounts/premiums on bonds and debt issuance costs: Bond discount or premium incurred in connection with the issuance or gain/losses on refunding of revenue bonds are deferred and amortized using the effective interest method over the life of the related debt issue. Debt issuance costs are expensed when incurred.

Interest: Interest costs are expensed or capitalized in accordance with the provisions of GASB Statement No. 62. The amount of interest cost to be capitalized for qualifying assets is intended to be that portion of the interest cost incurred during the assets acquisition periods that theoretically could have been avoided if outlays for the assets had not been made. The amount of interest cost incurred was \$2,473,004 and \$2,587,500 for the fiscal years ended September 30, 2024 and 2023, respectively, none of which was recorded as capitalized interest in either fiscal year as the construction activity conducted by the Airports is primarily funded through capital grants and/or passenger facility charges.

Compensated absences: The Department of Airports' employees accumulate unused vacation and sick leave within certain limitations. Accumulated vacation and sick leave is payable to employees upon termination or retirement at their pay rate on that date. The Department of Airports accrues unused vacation and sick leave on the statement of net assets as compensated absences payable.

The Department of Airports through contributions to the County's Combined Insurance Fund, provides an implicit subsidy for health insurance to retired employees.

Passenger facility charges: The Airports collect a Passenger Facility Charge (PFC) at \$4.50 per enplaned passenger. The monies collected under this program must be used for capital-related improvements to the Airport facilities and all expenditures of these funds must be preapproved by the FAA. PFC revenue is treated as capital contributions in the financial statements. Total collection authority for the Department is \$369,348,672. Cumulative PFC expenditures through September 30, 2024, total \$292,464,910.

Capital contributions: Grants from other governmental agencies for the acquisition of capital assets are recorded as capital contributions when related eligibility requirements are met. Contributions from fixed-base operators in the form of buildings and hangars which revert to the Department are recorded as capital contributions at fair value when title is transferred to the Department.

Palm Beach County, Florida Department of Airports

Notes to Financial Statements

Note 1. Summary of Significant Accounting Policies (Continued)

Deferred outflows of resources and deferred inflows of resources: In addition to assets, the statement of net position includes a separate section for deferred outflows of resources which represents a consumption of net position applicable to a future period and will not be recognized as an outflow or expense until that time. The Department reports deferred outflows related to leases, pensions, other post-employment benefits (OPEB) and deferred outflows related to the loss on the revenue refunding bonds.

In addition to liabilities, the statement of net position includes a separate section for deferred inflows of resources, which represents an acquisition of net position that applies to a future period and will not be recognized as an inflow (revenue or reduction of expense) until that time. The Department reports deferred inflows for leases, pension and OPEB related amounts.

Other post-employment benefits: The County obtains actuarial valuation reports for its post-employment benefit plan (other than pensions) and records the Department's allocation of the total OPEB liability as required under GASB Statement No. 75, *Accounting and Financial Reporting for Post-employment Benefits Other Than Pensions*. Disclosure information required by GASB Statement No. 75 is found in Note 10, Other Post-Employment Benefits (OPEB).

Use of estimates: The preparation of financial statements in conformity with accounting principles generally accepted in the United States of America requires management to make estimates and assumptions that affect the amounts reported in the financial statements and accompanying notes. Actual results could differ from those estimates.

Use of restricted resources: When both restricted and unrestricted resources are available for use, it is the Department's policy to use restricted resources first, then unrestricted resources as they are needed.

Subscription-based information technology arrangements: The Department has recorded subscription-based information technology arrangement (SBITA) assets and liabilities as a result of implementing GASB Statement No. 96. The SBITA right-to-use assets are initially measured at an amount equal to the initial measurement of the related SBITA liability plus any SBITA payments made prior to the subscription term, less SBITA incentives, plus any ancillary charges necessary to place the SBITA into service. The SBITA assets are amortized on a straight-line basis over the life of the related contract.

The costs of normal maintenance and repairs that do not add to value of the assets or materially extend the asset lives are not capitalized and are expensed as incurred. The Department monitors changes in circumstances that would require a remeasurement of its SBITA's and will do so if certain changes occur that would be expected to significantly affect the amount of the liability.

SBITA assets are reported with other capital assets and SBITA liabilities are reported with long-term debt on the statement of net position.

Palm Beach County, Florida Department of Airports

Notes to Financial Statements

Note 2. Cash and Cash Equivalents and Investments

Cash and cash equivalents and investments consist of the following at September 30, 2024 and 2023:

	2024	2023
County internal investment pool	\$ 207,584,817	\$ 183,749,328
Non-pooled money market funds	50,108,535	63,035,217
Cash with fiscal agent	3,989,704	3,926,108
Petty cash	700	700
Total	<u>\$ 261,683,756</u>	<u>\$ 250,711,353</u>
Amounts as presented in the financial statements are as follows:		
Unrestricted pooled cash and cash equivalents	\$ 180,655,885	\$ 163,756,302
Unrestricted nonpooled cash and cash equivalents	700	700
Total unrestricted cash and cash equivalents and investments	<u>180,656,585</u>	<u>163,757,002</u>
Restricted pooled cash and cash equivalents	26,928,932	19,993,026
Restricted nonpooled cash and cash equivalents	50,108,535	63,035,217
Restricted cash with fiscal agent	3,989,704	3,926,108
Total restricted cash and cash equivalents and investments	<u>81,027,171</u>	<u>86,954,351</u>
Total cash and cash equivalents and investments	<u>\$ 261,683,756</u>	<u>\$ 250,711,353</u>

Cash and cash equivalents: The Department of Airports participates in the County's pooled cash system to maximize earnings and facilitate cash management. The County's pooled cash fund is a highly liquid investment pool of approximately \$4.30 million and \$3.69 million as of September 30, 2024 and 2023, respectively, of which both are approximately 20% and 9%, respectively, is invested in U.S. Government and Agency obligations. The County's investment policy for this pool requires that all securities be insured or registered in the name of the County and held by a third-party custodial institution, with capital and surplus stock of at least \$500 million and a separate custody account at the Federal Reserve Bank that is restricted for the safekeeping of County-owned securities.

The equity in the County pooled cash system is available to the Department of Airports on a demand basis and the Department of Airports share of the pool at September 30, 2024, was approximately 4.8%. See the County's Annual Comprehensive Financial Report for disclosures relating to its investment policy interest rate risk, credit risk, custodial credit risk and concentration of credit risk.

As of September 30, 2024, the Department of Airports had \$3,989,704 on deposit with a fiscal agent as required by the bond documents and \$50,108,535 of PFC monies held in a non-pooled money market account; the Department had the following underlying investments, measured at amortized cost:

	Fair Value	Percentage of Total	Maturity	Standard & Poor's Investment Rating Service
Bank of New York Mellon Cash and Short-Term Money Market Account	\$ 3,989,704	100%	Less than 1 year	AAAm
Synovos Institutional Class/Wells Fargo Bank	50,108,535	100%	Less than 1 year	AAAm

Palm Beach County, Florida Department of Airports

Notes to Financial Statements

Note 2. Cash and Cash Equivalents and Investments (Continued)

As of September 30, 2023, the Department of Airports had \$3,926,108 on deposit with a fiscal agent as required by the bond documents and \$63,035,217 of PFC monies held in a non-pooled money market account; the Department had the following underlying investments, measured at amortized cost:

	Fair Value	Percentage of Total	Maturity	Standard & Poor's Investment Rating Service
Bank of New York Mellon Cash and Short-Term Money Market Account	\$ 3,926,108	100%	Less than 1 year	AAAm
Synovus Institutional Class/Florida Community Bank	63,035,217	100%	Less than 1 year	AAAm

Interest rate risk: Interest rate risk is the risk that changes in the interest rate will adversely affect the fair value of an investment. The Department's investments have a maturity of less than one year, resulting in minimal interest rate risk.

Credit risk: Credit risk is the risk that an issuer will not fulfill its obligations. In accordance with the County's Investment Policy, no-load money market mutual funds backed by government bonds are allowable if rated in the highest rating category of a Nationally Recognized Statistical Rating Organization (NRSRO).

Custodial credit risk: Custodial credit risk would arise in the event of the failure of a custodian of the Department's investments, after which the government would not be able to recover the value of its investments that are in the possession of the third-party custodian. The Department follows the County's Investment Policy and has all securities registered in the name of the Department and held by a third-party safekeeping institution.

Concentration of credit risk: Concentration of credit risk is the risk of loss attributed to the magnitude of an investment in a single issuer. The Department does not have a formal investment policy that limits investment concentration risk.

Investments: The Department of Airports follows the County's investment policy. County ordinance and the Resolution authorize the Department of Airports to invest in obligations of the U.S. Government, U.S. Government Agencies and Instrumentalities, repurchase agreements, interest-bearing time deposits or savings accounts, the Local Government Surplus Funds Trust Fund, the Florida Local Government Investment Trust, Collateralized Mortgage Obligations (CMOs), money market mutual funds and certain corporate securities.

Palm Beach County, Florida Department of Airports

Notes to Financial Statements

Note 3. Capital Assets

Capital asset activity consists of the following at September 30, 2024:

	Balance at September 30, 2023	Additions	Retirements	Transfers	Balance at September 30, 2024
Depreciable capital assets:					
Buildings	\$ 493,951,144	\$ -	\$ -	\$ 9,011,229	\$ 502,962,373
Improvements other than buildings	345,597,185	-	-	8,274,964	353,872,149
Furniture, fixtures and equipment	43,554,101	1,523,062	(177,023)	610,817	45,510,957
Intangible—easement rights	13,754,957	-	-	-	13,754,957
Intangible—SBITA	-	444,724	-	-	444,724
Total depreciable capital assets	896,857,387	1,967,786	(177,023)	17,897,010	916,545,160
Less accumulated depreciation					
Buildings	332,748,319	13,182,236	-	-	345,930,555
Improvements other than buildings	262,381,572	11,247,977	-	-	273,629,549
Furniture, fixtures and equipment	38,523,767	1,307,197	(177,023)	-	39,653,941
Intangible—easement rights	7,629,658	342,477	-	-	7,972,135
Intangible—SBITA	-	147,390	-	-	147,390
Total accumulated depreciation	641,283,316	26,227,277	(177,023)	-	667,333,570
Depreciable capital assets, net of accumulated depreciation	255,574,071	(24,259,491)	-	17,897,010	249,211,590
Nondepreciable capital assets:					
Land	124,669,756	-	-	271,099	124,940,855
Construction in progress	71,932,558	63,604,978	-	(18,168,109)	117,369,427
Total capital assets	\$ 452,176,385	\$ 39,345,487	\$ -	\$ -	\$ 491,521,872

Palm Beach County, Florida Department of Airports

Notes to Financial Statements

Note 3. Capital Assets (Continued)

Capital asset activity consists of the following at September 30, 2023:

	Balance at September 30, 2022	Additions	Retirements	Transfers	Balance at September 30, 2023
Depreciable capital assets:					
Buildings	\$ 478,740,064	\$ -	\$ -	\$ 15,211,080	\$ 493,951,144
Improvements other than buildings	309,717,318	-	-	35,879,867	345,597,185
Furniture, fixtures and equipment	40,932,225	3,088,059	(466,183)	-	43,554,101
Intangible—easement rights	13,754,957	-	-	-	13,754,957
Total depreciable capital assets	843,144,564	3,088,059	(466,183)	51,090,947	896,857,387
Less accumulated depreciation					
Buildings	319,924,711	12,823,608	-	-	332,748,319
Improvements other than buildings	251,100,206	11,281,366	-	-	262,381,572
Furniture, fixtures and equipment	37,932,927	1,057,023	(466,183)	-	38,523,767
Intangible—easement rights	7,285,784	343,874	-	-	7,629,658
Total accumulated depreciation	616,243,628	25,505,871	(466,183)	-	641,283,316
Depreciable capital assets, net of accumulated depreciation	226,900,936	(22,417,812)	-	51,090,947	255,574,071
Nondepreciable capital assets:					
Land	124,553,033	-	-	116,723	124,669,756
Construction in progress	85,809,894	37,330,334	-	(51,207,670)	71,932,558
Total capital assets	\$ 437,263,863	\$ 14,912,522	\$ -	\$ -	\$ 452,176,385

Note 4. Leases, as Lessor

The Department leases a major portion of its property to airlines, rental car companies and concessionaires. Certain of the concessionaire leases provide for minimum rentals, plus a contingency portion specified as a percentage of the tenants' gross revenues; however, the majority of these concession leases provide for the automatic abatement of minimum guarantees based on declines in passenger traffic levels. Contingent rental income under such arrangements amounted to \$3,785,673 and \$11,977,469 for the fiscal years ended September 30, 2024 and 2023, respectively. All of the Department's leases are operating leases.

Rental car leases provide for minimum rentals plus a contingency portion specified as a percentage of gross revenues. During fiscal year 2022, minimum guarantees were temporarily abated due to passenger traffic declines associated with the COVID-19 pandemic. Car rental agreements expired September 30, 2022, however all car rental companies have contracted for a new term commencing October 1, 2022 and expiring September 30, 2027. Management does not expect any ongoing impact to car rental agreements from COVID-19.

Palm Beach County, Florida Department of Airports

Notes to Financial Statements

Note 4. Leases, as Lessor (Continued)

Minimum future receipts, exclusive of contingent rentals under such leases, are approximately:

	Principal	Interest	Total
2025	\$ 1,700,531	\$ 2,564,060	\$ 4,264,591
2026	1,850,398	2,478,526	4,328,924
2027	1,123,002	2,408,658	3,531,660
2028	964,464	2,365,433	3,329,897
2029	1,013,807	2,322,224	3,336,031
2030-34	5,466,744	10,864,850	16,331,594
2035-39	5,039,428	9,691,457	14,730,885
2040-44	2,339,900	8,789,481	11,129,381
2045-49	2,645,879	8,091,773	10,737,652
2050-54	2,366,712	7,280,412	9,647,124
2055-59	4,233,601	6,302,859	10,536,460
2060-64	6,515,443	4,913,793	11,429,236
2065-69	8,917,668	2,992,119	11,909,787
2070-74	7,280,638	840,969	8,121,607
2075-79	957,808	-	957,808
Total	\$ 52,416,023	\$ 71,906,614	\$ 124,322,637

Revenue from regulated leases (as defined by GASB 87) amounted to \$5,503,278 and \$5,383,694 for the fiscal years ended September 30, 2024 and 2023, respectively. Regulated leases include Airline and Fixed Based Operator agreements which are regulated by the Federal Aviation Administration.

A summary of future lease revenue for regulated leases is as follows:

	Total
2025	\$ 2,774,385
2026	1,356,504
2027	1,356,504
2028	1,356,504
2029	1,356,504
2030-34	6,376,860
2035-39	4,254,003
2040-44	433,026
	\$ 19,264,290

Palm Beach County, Florida Department of Airports

Notes to Financial Statements

Note 4. Leases, as Lessor (Continued)

A schedule of the carrying value of property held for lease, by major classification, as of September 30, 2024 and 2023, is as follows:

	2024	2023
Buildings	\$ 379,461,830	\$ 370,538,350
Less accumulated depreciation	264,643,366	254,807,888
	114,818,464	115,730,462
Land	60,592,762	60,592,762
Property held for lease, net	\$ 175,411,226	\$ 176,323,224

Note 5. Revenue Bonds Payable and Long-Term Obligations

Revenue bonds payable by the Department consist of the following as of September 30, 2024 and 2023:

	2024	2023
Series 2016 Revenue Refunding Bonds, principal due annually, in various amounts, beginning October 1, 2017 through October 1, 2036, with interest at 4.99% payable semi-annually on October 1 and April 1	\$ 49,105,000	\$ 51,750,000
	49,105,000	51,750,000
Less current portion	2,775,000	2,645,000
	46,330,000	49,105,000
Unamortized bond premium	5,610,479	6,450,797
Long-term portion	\$ 51,940,479	\$ 55,555,797

Series 2016 Revenue Refunding Bonds: The County, on behalf of the Department, issued \$57,070,000 of Airport Revenue Refunding Bonds, Series 2016 during fiscal year 2016 which refunded Series 2006A Airport System Revenue Bonds in its entirety. The refunding resulted in an accounting loss of \$823,000 which is being amortized over the life of Series 2016 Bonds, however, the refunding realized a net present value savings of \$15.6 million. Present value savings are generated due to significantly lower interest rates achieved in the 2016 Series Bonds versus the 2006A Series Bonds. The "all-in true interest costs" as calculated for the 2016 Series Bonds compared to the 2006A Series Bonds, is 2.94% and 5.18%, respectively.

Bond resolution: Pursuant to the Bond Resolution, the County covenants that it will fix, charge and collect rates, fees, rentals and charges for the use of the Airport System, and shall revise such rates, fees, rentals and charges as often as may be necessary or appropriate to produce revenues in each fiscal year at least equal to the sum of operation and maintenance expenses, including reserves therefore provided for in the annual budget, plus the greater of (A) an amount equal to the sum of 1.25 times the aggregate debt service for such fiscal year, or (B) the sum of (i) the amount to be paid during such fiscal year into the debt service account, plus (ii) the amount, if any, to be paid during the fiscal year into the debt service account (including amounts payable to the issuer of any debt service reserve account facility and excluding amounts required to be paid into such account out of the proceeds of Bonds), plus (iii) the amount, if any, to be paid into the Renewal and Replacement Fund as provided in the annual budget, plus (iv) all other charges and liens whatsoever payable out of revenues during such fiscal year, plus (v) to the extent not otherwise provided for, all amounts payable on subordinated indebtedness.

Palm Beach County, Florida Department of Airports

Notes to Financial Statements

Note 5. Revenue Bonds Payable and Long-Term Obligations (Continued)

Accordingly, the Department has pledged, for the payment of principal and interest, all (Airport System) net revenues available for debt service, and all funds and accounts established by the Bond Resolution. The full faith and credit of the County is not pledged for the payment of Airport indebtedness. Debt service coverage in 2024 was 11 times the aggregate debt service; principal and interest paid in 2024 and net revenues available for debt service were approximately \$57.3 million and \$5.1 million, respectively.

A summary of changes in long-term obligations for the fiscal year ended September 30, 2024, is as follows:

	Balance at October 1, 2023	Additions	Reductions	Balance at September 30, 2024	Due Within One Year
Revenue bonds:					
Series 2016	\$ 51,750,000	\$ -	\$ 2,645,000	\$ 49,105,000	\$ 2,775,000
Total OPEB liability	519,759	37,666	-	557,425	-
Compensated absences payable	1,455,530	127,356	-	1,582,886	196,545
Net pension liability	12,734,797	-	507,408	12,227,389	-
SBITA liability	-	444,724	143,209	301,515	153,874
	<u>\$ 66,460,086</u>	<u>\$ 609,746</u>	<u>\$ 3,295,617</u>	<u>63,774,215</u>	<u>\$ 3,125,419</u>
Less current maturities				3,125,419	
Long-term portion				60,648,796	
Add unamortized bond premium				5,610,479	
Total				<u>\$ 66,259,275</u>	

A summary of changes in long-term obligations for the fiscal year ended September 30, 2023, is as follows:

	Balance at October 1, 2022	Additions	Reductions	Balance at September 30, 2023	Due Within One Year
Revenue bonds:					
Series 2016	\$ 54,270,000	\$ -	\$ 2,520,000	\$ 51,750,000	\$ 2,645,000
Total OPEB liability	522,251	-	2,492	519,759	-
Compensated absences payable	1,293,165	162,365	-	1,455,530	158,425
Net pension liability	11,324,125	1,410,672	-	12,734,797	-
	<u>\$ 67,409,541</u>	<u>\$ 1,573,037</u>	<u>\$ 2,522,492</u>	<u>66,460,086</u>	<u>\$ 2,803,425</u>
Less current maturities				2,803,425	
Long-term portion				63,656,661	
Add unamortized bond premium				6,450,797	
Total				<u>\$ 70,107,458</u>	

Palm Beach County, Florida Department of Airports

Notes to Financial Statements

Note 5. Revenue Bonds Payable and Long-Term Obligations (Continued)

The annual debt service requirements for all outstanding bonds are as follows:

Fiscal years ending September 30:	Principal	Interest	Total
2025	\$ 2,775,000	\$ 2,385,875	\$ 5,160,875
2026	2,915,000	2,243,625	5,158,625
2027	3,060,000	2,094,250	5,154,250
2028	3,210,000	1,937,500	5,147,500
2029	3,370,000	1,773,000	5,143,000
2030-34	19,545,000	6,095,125	25,640,125
2035-37	14,230,000	1,091,000	15,321,000
	<u>\$ 49,105,000</u>	<u>\$ 17,620,375</u>	<u>\$ 66,725,375</u>

Note 6. Retirement Plans

The County provides retirement benefits to County employees through the following plans:

Plan descriptions: The Florida Retirement System (FRS) Pension Plan and the Retiree Health Insurance Subsidy (HIS) Program are cost-sharing, multiple-employer defined benefit plans administered by the Florida Department of Management Services, Division of Retirement. The FRS Pension Plan provides retirement and disability benefits, annual cost-of-living adjustments and death benefits to plan members and beneficiaries. These benefits are established by Chapter 121, Florida Statutes, and may only be amended by the Florida legislature.

The HIS Program benefit is a monthly payment to assist retirees of the state-administered retirement systems in paying their health insurance costs. The HIS Program was established under Section 112.363, Florida Statutes, and may be amended by the Florida legislature at any time.

An annual comprehensive financial report, including financial information and required supplementary information on both plans is publicly available on the web site of the Florida Department of Management Services (<http://www.dms.myflorida.com>).

The Department contributes to the Florida Retirement System Investment Plan (Investment Plan), a defined contribution plan, for its eligible employees who elect to participate in the Investment Plan in lieu of participating in the FRS Pension Plan. As provided in Section 121.4501, Florida Statutes, eligible FRS members may elect to participate in the Investment Plan in lieu of FRS defined-benefit plan. County employees participating in the Deferred Retirement Option Program (DROP) are not eligible to participate in the Investment Plan. Employer and employee contributions, including amounts contributed to individual members accounts, are defined by law, but the ultimate benefit depends in part on the performance of investment funds. Benefit terms, including contribution requirements, for the Investment Plan are established and may be amended by the Florida Legislature. The Investment Plan is funded with the same employer and employee contribution rates that are based on salary and membership class (Regular Class, Elected County Officers, etc.) as the FRS Pension Plan. Contributions are directed to individual member accounts, and the individual members allocate contributions and account balances among various approved investment choices. The Investment Plan is administered by the State Board of Administration (SBA) and is reported in the SBA's annual financial statements and in the State of Florida's annual comprehensive financial report. Financial information on this plan is available on the web at <http://www.sbafla.com/>.

Palm Beach County, Florida Department of Airports

Notes to Financial Statements

Note 6. Retirement Plans (Continued)

Pension plan expenditures: The Department's aggregate pension expense/expenditures for all plans amounted to negative \$173,033 and \$1,734,742 for the fiscal years ended September 30, 2024 and 2023, respectively. The Department's aggregate net pension liability for all plans were \$12,227,389 and \$12,734,797 with balances of deferred outflows of resources related to pensions of \$2,940,078 and \$2,613,918, and deferred inflows of resources related to pensions of \$1,165,412 and \$504,877 as of September 30, 2024 and 2023 respectively.

FLORIDA RETIREMENT SYSTEM (FRS) PENSION PLAN

Benefits provided: The Florida Retirement System was created on December 1, 1970. Members enrolled in the FRS and actively employed on July 1, 2001, or first enrolled between July 1, 2001 and June 30, 2011, will be vested, or eligible to receive future benefits after 6 years of creditable service. Participants first enrolled on or after July 1, 2011, will be vested, or eligible to receive future benefits after 8 years of creditable service. Retirement, disability and death benefits are based on age, average final compensation and years-of-service credit. For members initially enrolled in the FRS before July 1, 2011, average final compensation is the average of the five highest fiscal years of salary earned during covered employment. For members initially enrolled in the FRS on or after July 1, 2011, average final compensation is the average of the eight highest fiscal years of salary earned during covered employment. Members are eligible for normal retirement when they have met the minimum requirements established by their membership class. For members initially enrolled in the FRS before July 1, 2011, Regular Class members are eligible for normal retirement if they are vested and age 62 or if they have 30 years of creditable service regardless of age. For members initially enrolled in the FRS on or after July 1, 2011, Regular Class members are eligible for normal retirement if they are vested and age 65 or if they have 33 years of creditable service regardless of age. Early retirement may be taken any time after vesting. However, there is a 5% reduction of benefits for each year prior to normal retirement age or date. The percentage level of employees' payroll contribution rates is determined using the frozen entry age actuarial cost method.

Beginning July 1, 1998, the FRS implemented Deferred Retirement Option Program (DROP), which is a program available under the FRS Pension Plan. DROP is available when the member first reaches eligibility for normal retirement. The election to participate in DROP may be made any time after the member's normal retirement date. DROP allows a member to effectively retire by ceasing earning additional service credit while deferring termination and continuing up to 96 months. While a member is in DROP, the retirement benefits accumulate in the FRS Trust Fund, as of the DROP effective date, increase by a cost-of-living adjustment each July, and earn tax-deferred monthly interest equivalent to an annual rate of 4.00 percent.

The FRS was amended in FYE 2000 to provide a defined contribution plan alternative to the defined benefit plan for FRS members, effective July 1, 2002. This integrated defined contribution plan is known as the FRS Investment Plan, which is described later in this note.

Palm Beach County, Florida Department of Airports

Notes to Financial Statements

Note 6. Retirement Plans (Continued)

Contributions: The following membership classes and contribution rates, which apply to both the FRS Pension Plan and the FRS Investment Plan, in effect at September 30, 2024, were:

Membership Class	Employee Contribution Rate	Employer Contribution Rate*
Regular	3.00%	13.63%
Special Risk	3.00%	32.79%
State Attorney/Public Defender	3.00%	62.97%
County, City, Special District Elected Officers	3.00%	58.68%
Special Risk Administrative Support	3.00%	39.82%
Senior Management	3.00%	34.52%
Deferred Retirement Option Program	N/A	21.13%

* Employer contribution rates in the above table include a 2.00% contribution for the Retiree Health Insurance Subsidy Program

The following membership classes and contribution rates, which apply to both the FRS Pension Plan and the FRS Investment Plan, in effect at September 30, 2023, were:

Membership Class	Employee Contribution Rate	Employer Contribution Rate*
Regular	3.00%	13.57%
Special Risk	3.00%	32.67%
State Attorney/Public Defender	3.00%	62.72%
County, City, Special District Elected Officers	3.00%	58.68%
Special Risk Administrative Support	3.00%	39.82%
Senior Management	3.00%	34.52%
Deferred Retirement Option Program	N/A	21.13%

* Employer contribution rates in the above tables include a 1.66% contribution for the Retiree Health Insurance Subsidy Program.

The Department's employer contributions to the FRS Pension Plan totaled approximately \$1,728,025 and employee contributions totaled \$241,217 for the fiscal year ended September 30, 2024. The Department's employer contributions to the FRS Pension Plan totaled approximately \$1,459,196 and employee contributions totaled \$235,629 for the fiscal year ended September 30, 2023. The Department contributed 100% of its statutorily required contributions for the current year and preceding two years.

Net pension liability, deferrals and pension expense: At September 30, 2024 and 2023, the Department reported a liability of \$9,440,990 and \$9,696,817, respectively, for its proportionate share of the FRS Pension Plan's net pension liability. The net pension liability was measured as of June 30, 2024, and the total pension liability used to calculate the net pension liability was determined by an actuarial valuation as of July 1, 2024. The Department's proportionate share of the net pension liability was based on the Department's 2023-24 fiscal year contributions relative to the 2023-24 fiscal year contributions of all participating members. At June 30, 2024, the Department's proportionate share was .025% of the County portion compared to .024% as its proportionate share measured as of June 30, 2023.

Palm Beach County, Florida Department of Airports

Notes to Financial Statements

Note 6. Retirement Plans (Continued)

2024

For the fiscal year ended September 30, 2024, the Department recognized pension expense of \$1,418,871 related to the FRS Pension Plan. In addition, the County reported deferred outflows of resources and deferred inflows of resources related to the FRS Pension Plan from the following sources:

	Deferred Outflows of Resources	Deferred Inflows of Resources
Differences between expected and actual experience	\$ 953,793	\$ -
Change of assumptions	1,293,974	-
Net difference between projected and actual earnings on pension plan investments	-	627,497
Changes in proportion and differences between Department contributions and proportionate share of contributions	134,202	110,921
Department contributions subsequent to the measurement date	389,243	-
	<u>\$ 2,771,212</u>	<u>\$ 738,418</u>

The Department's contributions to the FRS Pension Plan subsequent to the measurement date will be recognized as a reduction of the net pension liability in the fiscal year ending September 30, 2025.

Other amounts reported as deferred outflows of resources and deferred inflows of resources related to the FRS Pension Plan will be recognized in pension expense as follows:

	Amount
Fiscal years ending September 30:	
2025	\$ (133,122)
2026	1,546,024
2027	118,070
2028	20,358
2029	92,221
	<u>\$ 1,643,551</u>

2023

For the fiscal year ended September 30, 2023, the Department recognized pension expense of \$1,966,852 related to the FRS Pension Plan. In addition, the County reported deferred outflows of resources and deferred inflows of resources related to the FRS Pension Plan from the following sources:

	Deferred Outflows of Resources	Deferred Inflows of Resources
Differences between expected and actual experience	\$ 910,447	\$ -
Change of assumptions	632,119	-
Net difference between projected and actual earnings on pension plan investments	404,965	-
Changes in proportion and differences between Department contributions and proportionate share of contributions	63,706	170,659
Department contributions subsequent to the measurement date	366,164	-
	<u>\$ 2,377,401</u>	<u>\$ 170,659</u>

Palm Beach County, Florida Department of Airports

Notes to Financial Statements

Note 6. Retirement Plans (Continued)

The Department's contributions to the FRS Pension Plan subsequent to the measurement date will be recognized as a reduction of the net pension liability in the fiscal year ending September 30, 2024.

Other amounts reported as deferred outflows of resources and deferred inflows of resources related to the FRS Pension Plan will be recognized in pension expense as follows:

	Amount
Fiscal years ending September 30:	
2024	\$ 250,454
2025	(158,685)
2026	1,561,630
2027	150,971
2028	36,208
	<u>\$ 1,840,578</u>

Actuarial assumptions:

2024

The total pension liability was determined by an actuarial valuation as of the valuation date, calculated based on the discount rate and actuarial assumptions below. The total pension liability is calculated using the Individual Entry Age Normal cost allocation method, which differs from the Ultimate Entry Age Normal cost allocation method used in the actuarial valuation for funding purposes for the System.

Valuation Date	July 1, 2024
Discount rate	6.70%
Inflation	2.40%
Salary Increases	3.50%, including inflation.
Investment rate of return	6.70%, net of investment expense

Mortality rates were based on the PUB2010 base table (varies by member category and sex), projected generationally with scale MP-2021. The actuarial assumptions that determined the total pension liability as of June 30, 2024 were based on the results of an actuarial experience study for the period July 1, 2018 through June 30, 2023.

2023

The total pension liability was determined by an actuarial valuation as of the valuation date, calculated based on the discount rate and actuarial assumptions below. The total pension liability is calculated using Individual Entry Age Normal cost allocation method, which differs from the Ultimate Entry Age Normal cost allocation method used in the actuarial valuation for funding purposes for the System.

Valuation Date	July 1, 2024
Discount rate	6.70%
Inflation	2.40%
Salary Increases	3.50%, including inflation.
Investment rate of return	6.70%, net of investment expense

Palm Beach County, Florida Department of Airports

Notes to Financial Statements

Note 6. Retirement Plans (Continued)

Mortality rates were based on the PUB2010 base table (varies by member category and sex), projected generationally with scale MP-2018.

The actuarial assumptions that determined the total pension liability as of June 30, 2023 were based on the results of an actuarial experience study for the period July 1, 2013 through June 30, 2018.

Long-term expected rate of return: The long-term expected rate of return on pension plan investments was not based on historical returns, but instead is based on a forward-looking capital market economic model. The allocation policy's description of each asset class was used to map the target allocation to the asset classes shown below. Each asset class assumption is based on a consistent set of underlying assumptions, and includes an adjustment for the inflation assumption. The target allocation and best estimates of arithmetic and geometric real rates of return for each major asset class are summarized in the following table:

Asset Class	Target Allocation (1)	Annual Arithmetic Return	Compound Annual (Geometric) Return	Standard Deviation
Cash	1.0%	3.3%	3.3%	1.1%
Fixed income	29.0%	5.7%	5.6%	3.9%
Global equity	45.0%	8.6%	7.0%	18.2%
Real estate (property)	12.0%	8.1%	6.8%	16.6%
Private equity	11.0%	12.4%	8.8%	28.4%
Strategic investments	2.0%	6.6%	6.2%	8.7%
Total	<u>100.0%</u>			

Assumed inflation—mean

2.4%

1.5%

Note: (1) As outlined in the Plan's investment policy.

Discount rate: The discount rate used to measure the total pension liability was 6.70% and 6.70% for 2024 and 2023, respectively. The Plan's fiduciary net position was projected to be available to make all projected benefit payments of current and inactive employees. Therefore, the discount rate for calculating the total pension liability is equal to the long-term expected rate of return. The 6.70% and 6.70%, respectively, rate of return and discount rate assumption used in the June 30, 2024 and June 30, 2023, calculations was determined by the Plan's consulting actuary to be reasonable and appropriate per Actuarial Standards of Practice No. 27 (ASOP 27) for accounting purposes, which differs from the rate used for funding purposes, which is used to establish the contribution rates for the Plan.

Palm Beach County, Florida Department of Airports

Notes to Financial Statements

Note 6. Retirement Plans (Continued)

Sensitivity to changes in the discount rate: The following presents the Department's proportionate share of the net pension liability, as well as what the Department's proportionate share of the net pension liability (asset) would be if it were calculated using a discount rate that is 1-percentage point lower or 1% higher than the current rate:

	2024		
	1% Decrease (5.70%)	Current Discount Rate (6.70%)	1% Increase (7.70%)
Department's proportionate share of the net pension liability	\$ 16,606,371	\$ 9,440,990	\$ 3,438,464
	2023		
	1% Decrease (5.70%)	Current Discount Rate (6.70%)	1% Increase (7.70%)
Department's proportionate share of the net pension liability	\$ 16,584,137	\$ 9,696,817	\$ 3,951,481

Pension plan fiduciary net position: Detailed information about the Plan's fiduciary net position is available in the separately issued FRS Pension Plan and Other State Administered Systems Annual Comprehensive Financial Report.

RETIREE HEALTH INSURANCE SUBSIDY (HIS) PROGRAM

Benefits provided: For the fiscal years ended September 30, 2024 and 2023, eligible retirees and beneficiaries received a monthly HIS payment of \$7.50 and \$5.00, respectively, for each year of creditable service completed at the time of retirement, with a minimum HIS payment of \$45 and \$30, respectively, and a maximum HIS payment of \$225 and \$150, respectively, per month. To be eligible to receive a HIS Plan benefit, a retiree under a state-administered retirement system must provide proof of health insurance coverage, which may include Medicare.

Contributions: The HIS Program is funded by required contributions from FRS participating employers as set by the Florida Legislature. Employer contributions are a percentage of gross compensation for all active FRS members. For the fiscal years ended September 30, 2024 and 2023, the contribution rate was 2.00%, of payroll. The County contributed 100% of its statutorily required contributions for the current and preceding three years. The HIS Program contributions are deposited in a separate trust fund from which payments are authorized. The HIS Program benefits are not guaranteed and are subject to annual legislative appropriation. In the event the legislative appropriation or available funds fail to provide full subsidy benefits to all participants, benefits may be reduced or cancelled.

The Department's employer contributions to the HIS Program totaled \$28,685 and \$24,632 for the fiscal years ended September 30, 2024 and 2023, respectively. The Department contributed 100% of its statutorily required contributions for the current and preceding two years.

Palm Beach County, Florida Department of Airports

Notes to Financial Statements

Note 6. Retirement Plans (Continued)

Net Pension Liability, Deferrals and Pension Expense

2024

At September 30, 2024, the Department reported a liability of \$2,786,399 for its proportionate share of the HIS Program's net pension liability. The net pension liability was measured as of June 30, 2024, and the total pension liability used to calculate the net pension liability was determined by an actuarial valuation as of July 1, 2024. The Department's proportionate share of the net pension liability was based on the Department's 2023-24 fiscal year contributions relative to the 2023-24 fiscal year contributions of all participating members. At June 30, 2024, the Department's proportionate share of the County's liability was .019%, compared to .023% as its proportionate share measured as of June 30, 2023.

For the fiscal year ended September 30, 2024, the Department recognized pension expense of \$107,300 related to the HIS Pension Plan. In addition, the Department reported deferred outflows of resources and deferred inflows of resources related to the HIS Program from the following sources which are the Department's proportionate share of the County's totals:

	Deferred Outflows of Resources	Deferred Inflows of Resources
Differences between expected and actual experience	\$ 26,905	\$ 5,350
Change of assumptions	49,313	329,874
Net difference between projected and actual earnings on pension plan investments	-	1,008
Changes in proportion and differences between Department contributions and proportionate share of contributions	48,908	90,762
Department contributions subsequent to the measurement date	43,740	-
Total	<u>\$ 168,866</u>	<u>\$ 426,994</u>

The Department's contributions to the HIS Program subsequent to the measurement date will be recognized as a reduction of the net pension liability in the fiscal year ending September 30, 2025. Other amounts reported as deferred outflows of resources and deferred inflows of resources related to the HIS Program will be recognized in pension expense as follows:

	Amount
Fiscal years ending September 30:	
2025	\$ (46,284)
2026	(53,770)
2027	(75,256)
2028	(75,218)
2029	(40,759)
Thereafter	(10,581)
	<u>\$ (301,868)</u>

Palm Beach County, Florida Department of Airports

Notes to Financial Statements

Note 6. Retirement Plans (Continued)

2023

At September 30, 2023, the Department reported a liability of \$3,037,980 for its proportionate share of the HIS Program's net pension liability. The net pension liability was measured as of June 30, 2023, and the total pension liability used to calculate the net pension liability was determined by an actuarial valuation as of July 1, 2022. The Department's proportionate share of the net pension liability was based on the Department's 2022-23 fiscal year contributions relative to the 2022-23 fiscal year contributions of all participating members. At June 30, 2023, the Department's proportionate share of the County's liability was .019%, compared to .023% as its proportionate share measured as of June 30, 2022.

For the fiscal year ended September 30, 2023, the Department recognized pension expense of \$1,150,294 related to the HIS Pension Plan. In addition, the Department reported deferred outflows of resources and deferred inflows of resources related to the HIS Program from the following sources which are the Department's proportionate share of the County's totals:

	Deferred Outflows of Resources	Deferred Inflows of Resources
Differences between expected and actual experience	\$ 44,474	\$ 7,131
Change of assumptions	79,868	263,251
Net difference between projected and actual earnings on pension plan investments	1,569	-
Changes in proportion and differences between Department contributions and proportionate share of contributions	69,359	63,836
Department contributions subsequent to the measurement date	41,247	-
Total	<u>\$ 236,517</u>	<u>\$ 334,218</u>

The Department's contributions to the HIS Program subsequent to the measurement date will be recognized as a reduction of the net pension liability in the fiscal year ending September 30, 2024. Other amounts reported as deferred outflows of resources and deferred inflows of resources related to the HIS Program will be recognized in pension expense as follows:

	Amount
Fiscal years ending September 30:	
2024	\$ (22,892)
2025	(10,476)
2026	(18,227)
2027	(48,753)
2028	(33,615)
Thereafter	(4,985)
	<u>\$ (138,948)</u>

Palm Beach County, Florida Department of Airports

Notes to Financial Statements

Note 6. Retirement Plans (Continued)

Actuarial Assumptions

2024

The total pension liability was determined by an actuarial valuation as of the valuation date, calculated based on the discount rate and actuarial assumptions below, and was then projected to the measurement date.

Valuation Date	July 1, 2024
Discount rate	3.93%
Inflation	2.40%
Salary Increases	3.50%, including inflation
Municipal Bond Rate	3.93%

Mortality rates were based on the Generational PUB-2010 with Projection Scale MP-2021.

Because the HIS Program is funded on a pay-as-you go basis, no experience study has been completed for that program. The actuarial assumptions that determined the total pension liability for this program were based on certain results of the most recent experience study for the FRS Pension Plan.

2023

The total pension liability in the July 1, 2023, actuarial valuation was determined using the following actuarial assumptions, applied to all periods included in the measurement:

Valuation Date	July 1, 2022
Discount rate	3.65%
Inflation	2.40%
Salary increases	3.25%, including inflation
Municipal Bond Rate	3.65%

Mortality rates were based on the Generational PUB-2010 with Projection Scale MP-2018.

Because the HIS Program is funded on a pay-as-you go basis, no experience study has been completed for that program. The actuarial assumptions that determined the total pension liability for this program were based on certain results of the most recent experience study for the FRS Pension Plan.

Discount rate: The discount rate used to measure the total pension liability was 3.93% and 3.65% for 2024 and 2023, respectively. In general, the discount rate for calculating the total pension liability is equal to the single rate equivalent of discounting at the long-term expected rate of return for benefit payments prior to the projected depletion date. Because the HIS benefit is essentially funded on a pay-as-you go basis, the depletion date is considered to be immediate, and the single equivalent discount rate is equal to the municipal bond rate selected by the HIS Plan sponsor. The Bond Buyer General Obligation 20-Bond Municipal Bond Index was adopted as the applicable bond index.

Palm Beach County, Florida Department of Airports

Notes to Financial Statements

Note 6. Retirement Plans (Continued)

Sensitivity to changes in the discount rate: The following presents the County's proportionate share of the net pension liability calculated using the discount rate, as well as what the County's proportionate share of the net pension liability would be if were calculated using a discount rate that is one percentage point lower or one percentage higher than the current rate:

	2024		
	1% Decrease (2.93%)	Current Discount Rate (3.93%)	1% Increase (4.93%)
Department's proportionate share of the net pension liability	\$ 3,171,957	\$ 2,786,399	\$ 2,466,324
	2023		
	1% Decrease (2.65%)	Current Discount Rate (3.65%)	1% Increase (4.65%)
Department's proportionate share of the net pension liability	\$ 3,465,862	\$ 3,037,980	\$ 2,683,296

FLORIDA RETIREMENT SYSTEM INVESTMENT PLAN

Vesting provisions: For all membership classes, employees are immediately vested in their own contributions and are vested after one year of service for employer contributions and investment earnings. If an accumulated benefit obligation for service credit originally earned under the FRS Pension Plan is transferred to the Investment Plan, the member must have the years of service required for FRS Pension Plan vesting (including the service credit represented by the transferred funds) to be vested for these funds and the earnings on the funds. Non-vested employer contributions are placed in a suspense account for up to five years. If the employee returns to FRS-covered employment within the five-year period, the employee will regain control over their account. If the employee does not return within the five-year period, the employee will forfeit the accumulated account balance. Costs of administering the Investment Plan, including the FRS Financial Guidance Program, are funded through an employer contribution of 0.06% of payroll, which is included in the FRS contribution rates, and by forfeited benefits of Investment Plan members. For the fiscal years ended September 30, 2024 and 2023, the information for the amount of forfeitures was unavailable from the SBA, however, management believe that these amounts, if any, would be immaterial to the County. After termination and applying to receive benefits, the member may rollover vested funds to another qualified plan, structure a periodic payment under the Investment Plan, receive a lump-sum distribution, leave the funds invested for future distribution, or any combination of these options. Disability coverage is provided; the member may either transfer the account balance to the FRS Pension Plan when approved for disability retirement to receive guaranteed lifetime monthly benefits under the FRS Pension Plan, or remain in the Investment Plan and rely upon that account balance for retirement income.

The Department's employer contributions to the Investment Plan totaled \$229,170 and \$189,587 for the fiscal years ended September 30, 2024 and 2023, respectively.

Palm Beach County, Florida Department of Airports

Notes to Financial Statements

Note 7. Related Party Transactions

The Department reimburses the General Fund of Palm Beach County for an allocated portion of certain support department costs which include such services as legal, administrative, fiscal, engineering, purchasing, personnel, internal audit and communication costs. The Department is also charged for the cost of services provided by the Motor Pool, Casualty Self-Insurance, Workers' Compensation and Data Processing Internal Service Funds of the County. The total cost for the above services was approximately \$3.8 million and \$3.9 million for the fiscal years ended September 30, 2024 and 2023, respectively. In addition, the Department pays solid waste disposal fees to the Solid Waste Authority of Palm Beach County, a dependent special district and component unit of Palm Beach County, Florida. Fees paid to the Solid Waste Authority for the fiscal years ended September 30, 2024 and 2023, totaled \$284,333 and \$268,144, respectively. At September 30, 2024 and 2023, there was a receivable from other funds and departments of Palm Beach County of \$105,507 and \$122,784, respectively. At September 30, 2024 and 2023, \$152,399 and \$176,321, respectively, was payable to other Palm Beach County funds and departments.

The Department also contracts directly with the Palm Beach County Sheriff's Department for security services at PBIA. The cost of these services from the Sheriff's Department was approximately \$9.9 million and \$9.5 million for the fiscal years ended September 30, 2024 and 2023, respectively. The Department also contracts with the Fire-Rescue Department for fire-rescue service at PBIA. The cost of these services was approximately \$8.1 million and \$7.9 million for fiscal years ended September 30, 2024 and 2023, respectively.

Note 8. Major Customers

A significant portion of the Department's earnings and revenues are directly or indirectly attributed to the activity of a number of major airlines operating out of PBIA.

The Department's earnings and revenues could be materially and adversely affected should any of these major airlines discontinue operations at PBIA and should the Department be unable to replace those airlines with similar activity. The level of operations is determined based upon the relative share of enplaned passengers.

Major customers, based on number of enplaned passengers, are as follows:

	Percent of Activity Based Upon Enplaned Passengers	
	Fiscal Years Ended September 30	
	2024	2023
Airline:		
Delta	25.9%	25.3%
jetBlue	25.3%	27.9%
American	19.8%	18.8%
United	11.6%	11.0%
Southwest	7.5%	7.4%
Others	3.9%	4.3%
Frontier Airlines	3.5%	3.5%
Spirit	1.8%	1.0%
Air Canada	0.7%	0.8%
	100.0%	100.0%

Palm Beach County, Florida Department of Airports

Notes to Financial Statements

Note 9. Commitments and Contingencies

Litigation: The Department is involved in various lawsuits arising in the ordinary course of operations. Although the outcome of these matters is not presently determinable, it is the opinion of management of the Department, based upon consultation with legal counsel, that the outcome of these lawsuits will not materially affect the financial position of the Department.

Grants: Amounts received or receivable from grantor agencies are subject to audit and adjustment by those agencies, principally the State of Florida and the Federal Aviation Administration. Any disallowed claims, including amounts already received, might constitute a liability of the Department for the return of those funds.

Risk management: The Department covers risk of loss for natural disasters through the purchase of commercial insurance. In the last three years, none of the settlements have exceeded the Department insurance coverage.

The Department participates in the county-wide self-insurance programs for casualty, employee health and workers' compensation. Premiums charged to the Department by the County self-insurance fund are based on actuarial estimates of the amounts needed to pay prior and current year claims. Premiums paid by the department were \$2,620,732 and \$2,433,721 for the fiscal years ended September 30, 2024 and 2023, respectively. While each of these county-wide self-insurance programs are subject to potential losses in excess of the amounts that have been accrued and funded as of September 30, 2024 and 2023, management believes it is unlikely that the amounts of such potential losses, if any, would be material.

Contract commitments: The Department has numerous uncompleted design and construction contracts for improvements to the airport system. At September 30, 2024 and 2023, the remaining commitment on these uncompleted contracts was \$75,829,142 and \$73,186,806, respectively, which is summarized as follows:

	Contract Amount	Approved Payments	Retainage Payable	Remaining Contract Commitment
2024	\$ 203,909,324	\$ 127,804,151	\$ 276,031	\$ 75,829,142
2023	\$ 179,772,861	\$ 106,089,942	\$ 496,113	\$ 73,186,806

Note 10. Other Post-Employment Benefits

The Department applies the requirements of GASB Statement No. 75, *Financial Reporting for Post-employment Benefit Plans Other Than Pensions*, which requires governments to report a liability on the face of the financial statements for the OPEB that they provide.

This statement requires governments in all types of OPEB plans to present more extensive note disclosures and Required Supplementary Information (RSI) about their OPEB liabilities, including a description of the effect on the reported OPEB liability of using a discount rate and a healthcare cost trend rate that are one percentage point higher and one percentage point lower than assumed by the government, and a new RSI schedule including the increases and decreases in the total OPEB liability.

Palm Beach County, Florida Department of Airports

Notes to Financial Statements

Note 10. Other Post-Employment Benefits (Continued)

Description of OPEB plan: Pursuant to Section 112.0801, Florida Statutes, the County is mandated to permit participation in the health insurance program by retirees and their eligible dependents at a cost to the retiree that is no greater than the cost at which coverage is available for active employees. Retirees pay 100% of the blended (active and retiree combined) equivalent premium rates. The blended rates provide an implicit subsidy for retirees because on an actuarial basis, their current and future claims are expected to result in higher costs to the plan on average than those of active employees. The calculations are based on the benefits provided under the terms of the substantive plan in effect at the time of each valuation and the pattern of sharing costs between the employer and plan members to that point.

As determined by an actuarial valuation, the County records a total OPEB liability in its government-wide financial statements related to the implicit subsidy. The Department participates in the County's plan on an allocation basis, which is approximately 3.66% of the County's liability. See the County's Annual Comprehensive Financial Report for disclosures relating to the actuarial methods and assumptions. The approximate portion of the County's total OPEB liability attributed to the Department is estimated as \$557,425 and \$519,759 at September 30, 2024 and 2023, respectively. The covered payroll is approximately \$11.9 million and \$11 million for fiscal years ended September 30, 2024 and 2023, respectively.

Measurement of Department's total OPEB liability: The Department's total OPEB liability was determined using the following measurement date and actuarial assumptions as of September 30, 2024:

	September 30, 2024
Measurement date	September 30, 2024
Actuarial valuation date	September 30, 2024
Salary increase rate	3.0% per annum
Health care cost trend rate:	
Post-Medicare	6.75% – 4.00%
Pre-Medicare	7.75% – 4.00%
Discount rate	3.81%
Mortality tables used	Pub-2010 Generational Scale MP-21

The changes in the assumptions during the fiscal year ended September 30, 2024, reflect the changes in the discount rate, which was decreased from 4.09% to 3.81%. The health care cost trend assumptions are used to project the cost of health care in future years. The following annual trends are based on the current HCA Consulting trend study and are applied on a select and ultimate basis. Select trends are reduced 0.30% each year for ten years, and 0.10% thereafter until reaching the ultimate trend rate.

Expense Type	Select	Ultimate
Post-Medicare Medical and Rx Benefits	6.75%	4.0%
Pre-Medicare Medical and Rx Benefits	7.75%	4.0%
Administrative fees	4.0%	4.0%

Palm Beach County, Florida Department of Airports

Notes to Financial Statements

Note 10. Other Post-Employment Benefits (Continued)

Changes in the total OPEB liability: Changes in the total OPEB liability for the fiscal years ended September 30, 2024 and 2023, based on the measurement date, are as follows:

	2024	2023
Balance, beginning of year	\$ 519,759	\$ 522,251
Changes for the year:		
Service cost	20,474	2,810
Interest cost	19,888	2,746
Experience losses	11,356	275
Changes in assumptions and other inputs	36,925	(328)
Benefit payments	(50,977)	(7,995)
Net change	37,666	(2,492)
Balance, end of year	\$ 557,425	\$ 519,759

Sensitivity of the total OPEB liability to changes in the discount rate: The following presents the Department's allocation of the County's total OPEB liability, as well as what the Department's allocation of the County's total OPEB liability would be if it were calculated using a discount rate that is one percentage point lower or one percentage point higher than the current discount rates:

	Total OPEB Liability		
	1% Decrease (2.81%)	Current Rate (3.81%)	1% Increase (4.81%)
As of September 30, 2024	\$ 500,936	\$ 557,425	\$ 624,532

	Total OPEB Liability		
	1% Decrease (3.09%)	Current Rate (4.09%)	1% Increase (5.09%)
As of September 30, 2023	\$ 560,762	\$ 519,759	\$ 483,453

Palm Beach County, Florida Department of Airports

Notes to Financial Statements

Note 10. Other Post-Employment Benefits (Continued)

Sensitivity of the total OPEB liability to changes in the healthcare cost trend rate: The following presents the Department's allocation of the County's total OPEB liability, as well as what the Department's allocation of the County's total OPEB liability would be if it were calculated using healthcare cost trend rates that are one percentage point lower or one percentage point higher than the assumed trend rate:

	Total OPEB Liability		
	1% Decrease (6.75% Decreasing to 3.0% Over 18 Years)	Current Rate (7.75% Decreasing to 4.0% Over 18 Years)	1% Increase (8.75% Decreasing to 5.0% Over 18 Years)
As of September 30, 2024	\$ 485,596	\$ 557,425	\$ 647,266

	Total OPEB Liability		
	1% Decrease (6.0% Decreasing to 3.0% Over 12 Years)	Current Rate (7.0% Decreasing to 4.0% Over 12 Years)	1% Increase (8.0% Decreasing to 5.0% Over 12 Years)
As of September 30, 2023	\$ 470,129	\$ 519,759	\$ 579,315

OPEB expense and deferred outflows and deferred inflows: The Department's allocation of the County's OPEB expense for the fiscal years ended September 30, 2024 and 2023, was \$63,647 and \$62,759, respectively. Amounts reported as deferred outflows of resources and deferred inflows of resources from OPEB related activities for the fiscal years ended September 30, 2024 and 2023, are as follows:

	2024	
	Deferred Outflows of Resources	Deferred Inflows of Resources
Differences between expected and actual experience	\$ 241,944	\$ -
Change of assumptions or other inputs	75,798	53,345
Total	\$ 317,742	\$ 53,345

	Amount
Fiscal years ending September 30, 2024:	
2025	\$ 23,285
2026	23,285
2027	23,285
2028	23,285
2029	23,285
Thereafter	147,972
	<u>\$ 264,397</u>

Palm Beach County, Florida Department of Airports

Notes to Financial Statements

Note 10. Other Post-Employment Benefits (Continued)

	2023	
	Deferred Outflows of Resources	Deferred Inflows of Resources
Differences between expected and actual experience	\$ 236,167	\$ -
Change of assumptions or other inputs	48,774	61,791
Total	<u>\$ 284,941</u>	<u>\$ 61,791</u>

	Amount
Fiscal years ending September 30, 2023:	
2024	\$ 19,719
2025	19,719
2026	19,719
2027	19,719
2028	19,719
Thereafter	124,555
	<u>\$ 223,150</u>

Note 11. Subsequent Events

On November 1, 2024, the County issued \$24,190,000 Airport System Revenue Improvement Bonds, Series 2024A (Non-AMT) and \$74,560,000 Airport System Revenue Improvement Bonds, Series 2024B (AMT), which together with the Series 2024A Bonds are collectively referred to herein as the "Series 2024 Bonds", for a total par value of \$98,750,000.

The Series 2024 bonds are being issued to (a) pay the cost of the Series 2024A Projects, (b) to fund the Series 2024 Debt Service Reserve Subaccount in an amount equal to the Series 2024 Debt Service Reserve Requirement through proceeds of the Series 2024 Bonds, and (c) to pay certain costs of issuance of the Series 2024 Bonds. The projects that the Bonds are funding are located at Palm Beach International (PBI) Airport in West Palm Beach and include (i) improvements to PBI Concourse B, (ii) the replacement of the Aircraft Rescue and Fire Fighting facility – Station 81, and (iii) the replacement of a revenue control building that supports PBI's public parking facilities.

Palm Beach County, Florida Department of Airports

Schedule of Proportionate Share and Contributions of the Department's Allocation of the Net Pension Liability – Florida Retirement System Pension Plan and Health Insurance Subsidy Pension Plan

**Last Ten Fiscal Years
(Required Supplementary Information-Unaudited)**

	2024	2023	2022	2021	2020	2019	2018	2017	2016	2015
Department's proportion of the FRS net pension liability	0.024%	0.024%	0.025%	0.024%	0.024%	0.024%	0.240%	0.026%	0.025%	0.024%
Department's proportionate share of the FRS net pension liability	\$ 9,440,990	\$ 9,696,817	\$ 9,236,600	\$ 1,803,525	\$ 10,406,863	\$ 8,133,140	\$ 7,319,983	\$ 7,577,112	\$ 6,188,680	\$ 3,051,611
Department's covered payroll	\$ 11,535,554	\$ 10,643,697	\$ 10,055,896	\$ 9,496,850	\$ 9,499,538	\$ 9,196,451	\$ 8,998,633	\$ 9,134,709	\$ 8,494,194	\$ 9,226,506
Department's proportionate share of the FRS net pension liability as a percentage of covered payroll	81.8%	91.1%	91.9%	19.0%	109.6%	88.4%	81.3%	82.9%	72.9%	33.1%
FRS Plan fiduciary net position as a percentage of the total pension liability	83.70%	82.38%	82.89%	96.40%	78.85%	82.61%	84.26%	83.89%	84.88%	92.00%

Note: The amounts presented for each fiscal year were determined as of June 30th. The schedule is presented to illustrate the requirements of GASB Statement No. 68.

	2024	2023	2022	2021	2020	2019	2018	2017	2016	2015
Contractually required FRS contribution	\$ 1,699,340	\$ 1,459,196	\$ 1,266,545	\$ 1,090,352	\$ 960,424	\$ 882,066	\$ 828,997	\$ 785,987	\$ 740,396	\$ 687,814
FRS contributions in relation to the contractually required contribution	1,699,340	1,459,196	1,266,545	1,090,352	960,424	882,066	828,997	785,987	740,396	687,814
FRS contribution deficiency (excess)	\$ -	\$ -	\$ -	\$ -	\$ -	\$ -	\$ -	\$ -	\$ -	\$ -
Department's covered payroll	\$ 11,910,984	\$ 10,944,023	\$ 10,317,392	\$ 9,589,130	\$ 9,584,908	\$ 9,276,435	\$ 9,042,911	\$ 8,969,180	\$ 8,712,549	\$ 9,123,362
FRS contributions as a percentage of covered payroll	14.27%	13.33%	12.28%	11.37%	10.02%	9.51%	9.17%	8.76%	8.50%	7.50%

Note: The amounts presented for each fiscal year were determined as of June 30th. The schedule is presented to illustrate the requirements of GASB Statement No. 68.

	2024	2023	2022	2021	2020	2019	2018	2017	2016	2015
Department's proportion of the HIS net pension liability	0.019%	0.019%	0.023%	0.019%	0.018%	0.018%	0.018%	0.018%	0.020%	0.020%
Department's proportionate share of the HIS net pension liability	\$ 2,786,399	\$ 3,037,980	\$ 2,087,525	\$ 2,303,905	\$ 2,196,851	\$ 2,006,441	\$ 1,953,093	\$ 2,041,553	\$ 2,134,512	\$ 1,875,865
Department's covered payroll	\$ 11,535,554	\$ 10,643,697	\$ 10,055,896	\$ 9,496,850	\$ 9,499,538	\$ 9,196,451	\$ 8,998,633	\$ 9,134,709	\$ 8,494,194	\$ 9,226,506
Department's proportionate share of the HIS net pension liability as a percentage of covered payroll	24.2%	28.5%	20.8%	24.3%	23.1%	21.8%	21.7%	22.3%	25.1%	20.3%
HIS Plan fiduciary net position as a percentage of the total pension liability	4.80%	4.12%	4.81%	3.56%	3.00%	2.63%	2.15%	1.64%	0.97%	0.50%

Note: The amounts presented for each fiscal year were determined as of June 30th. The schedule is presented to illustrate the requirements of GASB Statement No. 68.

	2024	2023	2022	2021	2020	2019	2018	2017	2016	2015
Contractually required HIS contribution	\$ 28,685	\$ 24,632	\$ 21,380	\$ 18,405	\$ 16,212	\$ 14,889	\$ 13,994	\$ 13,268	\$ 12,498	\$ 8,777
HIS contributions in relation to the contractually required contribution	28,685	24,632	21,380	18,405	16,212	14,889	13,994	13,268	12,498	8,777
HIS contribution deficiency (excess)	\$ -	\$ -	\$ -	\$ -	\$ -	\$ -	\$ -	\$ -	\$ -	\$ -
Department's covered payroll	\$ 11,910,984	\$ 10,944,023	\$ 10,317,392	\$ 9,589,130	\$ 9,584,908	\$ 9,276,435	\$ 9,042,911	\$ 8,969,180	\$ 8,712,549	\$ 9,123,362
HIS contributions as a percentage of covered payroll	0.24%	0.23%	0.21%	0.19%	0.17%	0.16%	0.15%	0.14%	0.10%	0.10%

Note: The amounts presented for each fiscal year were determined as of June 30th. The schedule is presented to illustrate the requirements of GASB Statement No. 68.

Palm Beach County, Florida Department of Airports

Schedules of Changes in the Department's Allocation of the Total OPEB Liability and Related Ratios

Last 10 Fiscal Years

(Required Supplementary Information—Unaudited)

	2,024	2023	2022	2021	2020	2019	2018
Total OPEB liability:							
Service cost	\$ 20,474	\$ 2,810	\$ 21,935	\$ 32,238	\$ 15,169	\$ 8,736	\$ 10,111
Interest cost	19,888	2,746	8,994	14,772	11,113	9,955	12,877
Experience losses	11,356	275	275,526	-	40,678	-	-
Changes in assumptions	36,925	(328)	(70,125)	3,049	54,957	19,486	(9,113)
Benefit payments	(50,977)	(7,995)	(60,416)	(76,830)	(46,921)	(32,299)	(33,633)
Net change in total OPEB liability	37,666	(2,492)	175,914	(26,771)	74,996	5,878	(19,758)
Total OPEB liability – beginning	519,759	522,251	346,337	373,108	298,112	292,234	311,992
Total OPEB liability – ending	\$ 557,425	\$ 519,759	\$ 522,251	\$ 346,337	\$ 373,108	\$ 298,112	\$ 292,234
Covered employee payroll	\$ 11,910,984	\$ 10,944,023	\$ 10,317,392	\$ 9,589,130	\$ 9,584,908	\$ 9,276,435	\$ 9,042,911
Total OPEB liability as a percentage of covered employee	4.68%	4.75%	5.06%	3.61%	3.89%	3.21%	3.23%

**This schedule is to be built prospectively until it contains 10 years of data.*

Changes of assumptions: Changes of assumptions and other inputs reflect the effects of changes in the discount rate, and mortality rates each period. The following are the discount rates used in each period:

2024	3.81%
2023	4.09%
2022	4.02%
2021	2.15%
2020	2.21%
2019	2.66%
2018	4.24%

The following are the mortality rates used in each period:

2024	Pub-2010 Generational, Scale MP-21
2023	Pub-2010 Generational, Scale MP-21
2022	Pub-2010 Generational, Scale MP-21
2021	Pub-2010 Generational, Scale MP-19
2020	Pub-2010 Generational, Scale MP-19
2019	RP-2014 Generational, Scale MP-18
2018	RP-2014 Generational, Scale MP-18

**Independent Auditor's Report
on Bond Resolution Compliance**

Honorable Board of County Commissioners
Palm Beach County, Florida

We have audited, in accordance with auditing standards generally accepted in the United States of America, the statement of net position of the Palm Beach County, Florida Department of Airports (the Department) as of September 30, 2024, and the related statements revenues, expenses and changes in net position and cash flows for the year then ended, and the related notes to the financial statements, and have issued our report thereon dated May 20, 2025.

In connection with our audit, nothing came to our attention that caused us to believe that the Department failed to comply with the terms, covenants, provisions or conditions of Section 710 of the Palm Beach County Airport System Revenue Bond Resolution R-84-427, adopted April 3, 1984, which was amended in full by the Palm Beach County Airport System Revenue Bond Resolution R-84-1659 adopted on November 1, 1984 (as amended and supplemented), insofar as they relate to accounting matters. However, our audit was not directed primarily toward obtaining knowledge of such noncompliance. Accordingly, had we performed additional procedures, other matters may have come to our attention regarding the Department's noncompliance with the above-references terms, covenants, provisions or conditions referenced Bond Resolutions, insofar as they relate to accounting matters.

This report is intended solely for the information and use of the Board of County Commissioners of Palm Beach County, Florida, and management and is not intended to be and should not be used by anyone other than these specified parties.

RSM US LLP

West Palm Beach, Florida
May 20, 2025

**Report on Internal Control Over Financial Reporting and on Compliance
and Other Matters Based on an Audit of the Financial Statements
Performed in Accordance With Government Auditing Standards**

Independent Auditor's Report

Honorable Board of County Commissioners
Palm Beach County, Florida

We have audited in accordance with the auditing standards generally accepted in the United States of America and the standards applicable to financial audits contained in *Government Auditing Standards* issued by the Comptroller General of the United States (*Government Auditing Standards*), the financial statements of Palm Beach County, Florida Department of Airports (the Department), a major enterprise fund of Palm Beach County, Florida (the County), as of and for the year ended September 30, 2024, and the related notes to the financial statements, which collectively comprise the Department's financial statements, and have issued our report thereon dated May 20, 2025.

Internal Control Over Financial Reporting

In planning and performing our audit of the financial statements, we considered the Department's internal control over financial reporting (internal control) as a basis for designing audit procedures that are appropriate in the circumstances for the purpose of expressing our opinion on the financial statements, but not for the purpose of expressing an opinion on the effectiveness of the Department's internal control. Accordingly, we do not express an opinion on the effectiveness of the Department's internal control.

A *deficiency in internal control* exists when the design or operation of a control does not allow management or employees, in the normal course of performing their assigned functions, to prevent, or detect and correct, misstatements on a timely basis. A *material weakness* is a deficiency, or a combination of deficiencies, in internal control, such that there is a reasonable possibility that a material misstatement of the entity's financial statements will not be prevented, or detected and corrected on a timely basis. A *significant deficiency* is a deficiency, or a combination of deficiencies, in internal control that is less severe than a material weakness, yet important enough to merit attention by those charged with governance.

Our consideration of internal control was for the limited purpose described in the first paragraph of this section and was not designed to identify all deficiencies in internal control that might be material weaknesses or significant deficiencies. Given these limitations, during our audit we did not identify any deficiencies in internal control that we consider to be material weaknesses. We identified certain deficiencies in internal control, as discussed below, that we considered to be a significant deficiency.

Net Investment in Capital Assets Classification

Criteria:

Management is responsible for preparing financial statements that comply with accounting principles generally accepted in the United State of America (U.S. GAAP). Net position transactions and events should be recorded in the proper accounts and categories.

Condition and effect:

Management classified accounts payable related to capital assets as an offset to unrestricted net position rather than net investment in capital assets. This did not impact the Department's total equity position or financial position as a whole, however, the correct classification within line items should be followed in accordance with generally accepted accounting principles in the United States of America (U.S. GAAP).

Cause:

Capital related payables were not properly segregated on the year-end schedule of net position.

Recommendation

We recommend that the Department update their calculation schedule to ensure that capital related payables are separately identified.

Management's response

Management agrees with the finding and ensure the correct classification going forward.

Report on Compliance and Other Matters

As part of obtaining reasonable assurance about whether the Department's financial statements are free from material misstatement, we performed tests of its compliance with certain provisions of laws, regulations, contracts and grant agreements, noncompliance with which could have a direct and material effect on the financial statements. However, providing an opinion on compliance with those provisions was not an objective of our audit, and accordingly, we do not express such an opinion. The results of our tests disclosed no instances of noncompliance or other matters that are required to be reported under *Government Auditing Standards*.

The Departments Response to Findings

Government Auditing Standards requires the auditor to perform limited procedures on the Department's response to the findings identified in our audit and described above. The Department's response was not subjected to the other auditing procedures applied in the audit of the financial statements and, accordingly, we express no opinion on the response.

Purpose of This Report

The purpose of this report is solely to describe the scope of our testing of internal control and compliance and the results of that testing, and not to provide an opinion on the effectiveness of the Department's internal control or on compliance. This report is an integral part of an audit performed in accordance with *Government Auditing Standards* in considering the Department's internal control and compliance. Accordingly, this communication is not suitable for any other purpose.

RSM US LLP

West Palm Beach, Florida
May 20, 2025